Test Bank for Essentials of Economics 5th Hubbard

Access Complete Test Bank for Essentials of Economics 5th Hubbard

Essentials of Economics 2017 **(Hubbard/O'Brien)**
Chapter 2 Trade-offs, Comparative Advantage, and the Market System

2.1 Production Possibilities Frontiers and Opportunity Costs

1) Scarcity
A) stems from the incompatibility between limited resources and unlimited wants.
B) can be overcome by discovering new resources.
C) can be eliminated by rationing products.
D) is a bigger problem in market economies than in socialist economies.
Answer: A
Diff: 2 Page Ref: 42
Topic: Scarcity
*: Recurring
Learning Outcome: Micro-1: Identify the basic principles of economics and explain how to think like an economist.
AACSB: Analytical thinking
Special Feature: None

2) Tesla Motors manufacturers its cars at a plant in Fremont, California. At this plant, Tesla is able to take advantage of the high level of technical training possessed by its American workers, but it also sacrifices the ability to pay lower wages had it chosen to open its plant in a low-wage country such as Mexico, India, or China. In deciding to open the Fremont plant, Tesla
A) faced no trade-offs because employing more technically-skilled workers increased efficiency.
B) faced a trade-off between higher cost and lower precision.
C) adopted a negative technological change because it chose high-skilled workers over low-paid workers.
D) eroded some of its competitiveness in the luxury electric car market because of its increased cost of production.
Answer: B
Diff: 2 Page Ref: 41
Topic: Opportunity Cost
Learning Outcome: Micro-3: Discuss different types of market systems and the gains that can be made from trade.
AACSB: Analytical thinking
Special Feature: Chapter Opener: Managers at Tesla Motors Face Trade-Offs

3) The principle of opportunity cost is that
A) in a market economy, taking advantage of profitable opportunities involves some money cost.
B) the economic cost of using a factor of production is the alternative use of that factor that is given up.
C) taking advantage of investment opportunities involves costs.
D) the cost of production varies depending on the opportunity for technological application.
Answer: B
Diff: 2 Page Ref: 43
Topic: Opportunity Cost
*: Recurring
Learning Outcome: Micro-1: Identify the basic principles of economics and explain how to think like an economist.
AACSB: Analytical thinking
Special Feature: None

Copyright © 2017 Pearson Education, Inc.

Access Complete Test Bank for Essentials of Economics 5th Hubbard

4) The production possibilities frontier shows the _____ combinations of two products that can be produced in a particular time period with available resources.
A) minimum attainable
B) maximum attainable
C) only
D) equitable
Answer: B
Diff: 2 Page Ref: 42
Topic: Production Possibilities Frontiers
*: Recurring
Learning Outcome: Micro-3: Discuss different types of market systems and the gains that can be made from trade.
AACSB: Analytical thinking
Special Feature: None

5) The production possibilities frontier model shows that
A) if consumers decide to buy more of a product, its price will increase.
B) a market economy is more efficient in producing goods and services than is a centrally planned economy.
C) economic growth can only be achieved by free market economies.
D) if all resources are fully and efficiently utilized, more of one good can be produced only by producing less of another good.
Answer: D
Diff: 2 Page Ref: 42
Topic: Production Possibilities Frontiers
*: Recurring
Learning Outcome: Micro-3: Discuss different types of market systems and the gains that can be made from trade.
AACSB: Analytical thinking
Special Feature: None

6) The production possibilities frontier model assumes which of the following?
A) Labor, capital, land, and natural resources are unlimited in quantity.
B) The economy produces only two products.
C) Production of any level of the two products that the economy produces is currently possible.
D) The level of technology is variable.
Answer: B
Diff: 2 Page Ref: 42
Topic: Production Possibilities Frontiers
*: Recurring
Learning Outcome: Micro-3: Discuss different types of market systems and the gains that can be made from trade.
AACSB: Analytical thinking
Special Feature: None

Copyright © 2017 Pearson Education, Inc.

Access Complete Test Bank for Essentials of Economics 5th Hubbard

7) The attainable production points on a production possibilities curve are
A) the horizontal and vertical intercepts.
B) the points along the production possibilities frontier.
C) the points outside the area enclosed by the production possibilities frontier.
D) the points along and inside the production possibility frontier.
Answer: D
Diff: 2 Page Ref: 42
Topic: Production Possibilities Frontiers
*: Recurring
Learning Outcome: Micro-3: Discuss different types of market systems and the gains that can be made from trade.
AACSB: Analytical thinking
Special Feature: None

8) The points outside the production possibilities frontier are
A) efficient.
B) attainable.
C) inefficient.
D) unattainable.
Answer: D
Diff: 2 Page Ref: 43
Topic: Production Possibilities Frontiers
*: Recurring
Learning Outcome: Micro-3: Discuss different types of market systems and the gains that can be made from trade.
AACSB: Analytical thinking
Special Feature: None

Copyright © 2017 Pearson Education, Inc.

Access Complete Test Bank for Essentials of Economics 5th Hubbard

Figure 2-1

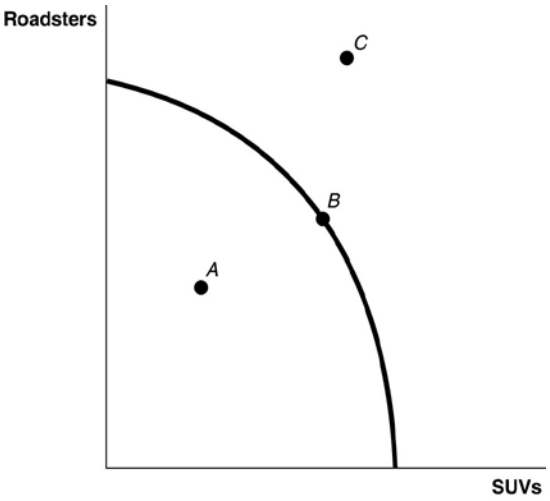

9) ***Refer to Figure 2-1.*** Point *A* is
A) technically efficient.
B) unattainable with current resources.
C) inefficient in that not all resources are being used.
D) the equilibrium output combination.
Answer: C
Diff: 1 Page Ref: 43
Topic: Production Possibilities Frontiers
*: Recurring
Learning Outcome: Micro-2: Interpret and analyze information presented in different types of graphs.
AACSB: Analytical thinking
Special Feature: None

10) ***Refer to Figure 2-1.*** Point *B* is
A) technically efficient.
B) unattainable with current resources.
C) inefficient in that not all resources are being used.
D) the equilibrium output combination.
Answer: A
Diff: 1 Page Ref: 43
Topic: Production Possibilities Frontiers
*: Recurring
Learning Outcome: Micro-2: Interpret and analyze information presented in different types of graphs.
AACSB: Analytical thinking
Special Feature: None

Copyright © 2017 Pearson Education, Inc.

Access Complete Test Bank for Essentials of Economics 5th Hubbard

11) ***Refer to Figure 2-1.*** Point *C* is
A) technically efficient.
B) unattainable with current resources.
C) inefficient in that not all resources are being used.
D) is the equilibrium output combination.
Answer: B
Diff: 1 Page Ref: 43
Topic: Production Possibilities Frontiers
*: Recurring
Learning Outcome: Micro-2: Interpret and analyze information presented in different types of graphs.
AACSB: Analytical thinking
Special Feature: None

12) ***Refer to Figure 2-1.*** _____ is (are) inefficient in that not all resources are being used.
A) Point *A*
B) Point *B*
C) Point *C*
D) Points *A* and *C*
Answer: A
Diff: 1 Page Ref: 43
Topic: Production Possibilities Frontiers
*: Recurring
Learning Outcome: Micro-2: Interpret and analyze information presented in different types of graphs
AACSB: Analytical thinking
Special Feature: None

13) ***Refer to Figure 2-1.*** _____ is (are) technically efficient.
A) Point *A*
B) Point *B*
C) Point *C*
D) Points *B* and *C*
Answer: B
Diff: 1 Page Ref: 43
Topic: Production Possibilities Frontiers
*: Recurring
Learning Outcome: Micro-2: Interpret and analyze information presented in different types of graphs
AACSB: Analytical thinking
Special Feature: None

14) ***Refer to Figure 2-1.*** _____ is (are) unattainable with current resources.
A) Point *A*
B) Point *B*
C) Point *C*
D) Points *A* and *C*
Answer: C
Diff: 1 Page Ref: 43
Topic: Production Possibilities Frontiers
*: Recurring
Learning Outcome: Micro-2: Interpret and analyze information presented in different types of graphs
AACSB: Analytical thinking
Special Feature: None

Copyright © 2017 Pearson Education, Inc.

Access Complete Test Bank for Essentials of Economics 5th Hubbard

15) In a production possibilities frontier model, a point _____ the frontier is productively inefficient.
A) along
B) inside
C) outside
D) at either intercept of
Answer: B
Diff: 1 Page Ref: 43
Topic: Production Possibilities Frontiers
*: Recurring
Learning Outcome: Micro-3: Discuss different types of market systems and the gains that can be made from trade.
AACSB: Analytical thinking
Special Feature: None

16) Bella can produce either a combination of 60 silk roses and 80 silk leaves or a combination of 70 silk roses and 55 silk leaves. If she now produces 60 silk roses and 80 silk leaves, what is the opportunity cost of producing an additional 10 silk roses?
A) 2.5 silk leaves
B) 10 silk leaves
C) 25 silk leaves
D) 55 silk leaves
Answer: C
Diff: 2 Page Ref: 43
Topic: Opportunity Cost
*: Recurring
Learning Outcome: Micro-3: Discuss different types of market systems and the gains that can be made from trade.
AACSB: Analytical thinking
Special Feature: None

17) Pierre can produce either a combination of 20 bow ties and 30 neckties or a combination of 35 bow ties and 15 neckties. If he now produces 35 bow ties and 15 neckties, what is the opportunity cost of producing an additional 15 neckties?
A) 2 bow ties
B) 15 bow ties
C) 20 bow ties
D) 35 bow ties
Answer: B
Diff: 2 Page Ref: 43
Topic: Opportunity Cost
*: Recurring
Learning Outcome: Micro-3: Discuss different types of market systems and the gains that can be made from trade.
AACSB: Analytical thinking
Special Feature: None

Copyright © 2017 Pearson Education, Inc.

Access Complete Test Bank for Essentials of Economics 5th Hubbard

18) If the production possibilities frontier is _____, then opportunity costs are constant as more of one good is produced.
A) bowed out
B) bowed in
C) non-linear
D) linear
Answer: D
Diff: 2 Page Ref: 43
Topic: Opportunity Cost
*: Recurring
Learning Outcome: Micro-3: Discuss different types of market systems and the gains that can be made from trade.
AACSB: Analytical thinking
Special Feature: None

Figure 2-2

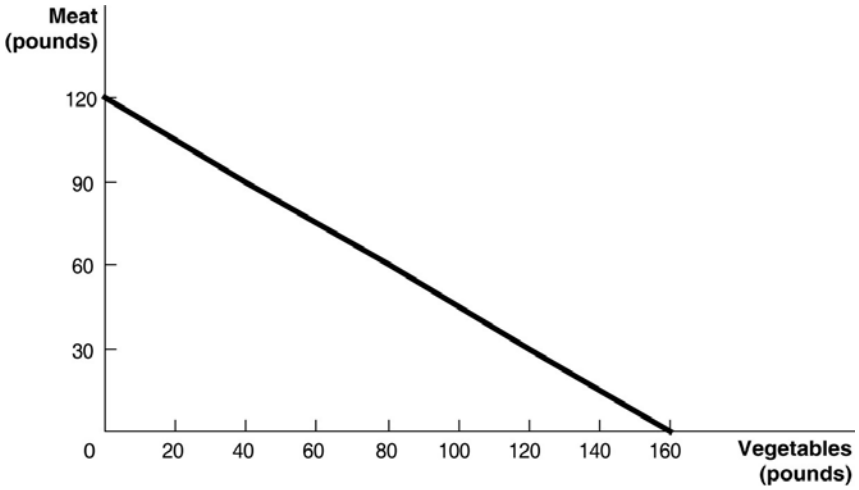

Figure 2-2 above shows the production possibilities frontier for Mendonca, an agrarian nation that produces two goods, meat and vegetables.

19) ***Refer to Figure 2-2.*** What is the opportunity cost of one pound of vegetables?
A) $\frac{3}{4}$ pound of meat
B) 1.2 pounds of meat
C) $1\frac{1}{3}$ pounds of meat
D) 12 pounds of meat
Answer: A
Diff: 2 Page Ref: 44-45
Topic: Opportunity Cost
Learning Outcome: Micro-2: Interpret and analyze information presented in different types of graphs.
AACSB: Analytical thinking
Special Feature: Solved Problem: Drawing a Production Possibilities Frontier for Tesla Motors

Copyright © 2017 Pearson Education, Inc.

Access Complete Test Bank for Essentials of Economics 5th Hubbard

20) ***Refer to Figure 2-2.*** What is the opportunity cost of one pound of meat?
A) $\frac{3}{4}$ pound of vegetables

B) $1\frac{1}{3}$ pounds of vegetables

C) 1.6 pounds of vegetables
D) 16 pounds of vegetables
Answer: B
Diff: 2 Page Ref: 44-45
Topic: Opportunity Cost
Learning Outcome: Micro-2: Interpret and analyze information presented in different types of graphs.
AACSB: Analytical thinking
Special Feature: Solved Problem: Drawing a Production Possibilities Frontier for Tesla Motors

21) ***Refer to Figure 2-2.*** Suppose Mendonca is currently producing 60 pounds of vegetables per period. How much meat is it also producing, assuming that resources are fully utilized?
A) 45 pounds of meat
B) 75 pounds of meat
C) 80 pounds of meat
D) 100 pounds of meat
Answer: B
Diff: 2 Page Ref: 44-45
Topic: Opportunity Cost
Learning Outcome: Micro-2: Interpret and analyze information presented in different types of graphs.
AACSB: Analytical thinking
Special Feature: Solved Problem: Drawing a Production Possibilities Frontier for Tesla Motors

22) ***Refer to Figure 2-2.*** If Mendonca chooses to produce 160 pounds of vegetables, how much meat can it produce to maximize production?
A) 0 pounds of meat
B) 30 pounds of meat
C) 60 pounds of meat
D) 120 pounds of meat
Answer: A
Diff: 2 Page Ref: 44-45
Topic: Opportunity Cost
Learning Outcome: Micro-2: Interpret and analyze information presented in different types of graphs.
AACSB: Analytical thinking
Special Feature: Solved Problem: Drawing a Production Possibilities Frontier for Tesla Motors

Copyright © 2017 Pearson Education, Inc.

Access Complete Test Bank for Essentials of Economics 5th Hubbard

23) ***Refer to Figure 2-2.*** If Mendonca chooses to produce 120 pounds of meat, how much vegetables can it produce to maximize production?
A) 0 pounds of vegetables
B) 60 pounds of vegetables
C) 100 pounds of vegetables
D) 160 pounds of vegetables
Answer: A
Diff: 2 Page Ref: 44-45
Topic: Opportunity Cost
Learning Outcome: Micro-2: Interpret and analyze information presented in different types of graphs.
AACSB: Analytical thinking
Special Feature: Solved Problem: Drawing a Production Possibilities Frontier for Tesla Motors

24) ***Refer to Figure 2-2.*** The linear production possibilities frontier in the figure indicates that
A) Mendonca has a comparative advantage in the production of vegetables.
B) Mendonca has a comparative disadvantage in the production of meat.
C) the tradeoff between meat and vegetables is constant.
D) it is progressively more expensive to produce meat.
Answer: C
Diff: 2 Page Ref: 44-45
Topic: Opportunity Cost
Learning Outcome: Micro-2: Interpret and analyze information presented in different types of graphs.
AACSB: Analytical thinking
Special Feature: Solved Problem: Drawing a Production Possibilities Frontier for Tesla Motors

25) A production possibilities frontier with a bowed-outward shape indicates
A) the possibility of inefficient production.
B) constant opportunity costs as more and more of one good is produced.
C) increasing opportunity costs as more and more of one good is produced.
D) decreasing opportunity costs as more and more of one good is produced.
Answer: C
Diff: 2 Page Ref: 46
Topic: Opportunity Cost
*: Recurring
Learning Outcome: Micro-3: Discuss different types of market systems and the gains that can be made from trade.
AACSB: Analytical thinking
Special Feature: None

26) Increasing opportunity cost is represented by a _____ production possibilities frontier.
A) linear
B) bowed in
C) bowed out
D) vertical
Answer: C
Diff: 2 Page Ref: 46
Topic: Opportunity Cost
*: Recurring
Learning Outcome: Micro-3: Discuss different types of market systems and the gains that can be made from trade.
AACSB: Analytical thinking
Special Feature: None

Copyright © 2017 Pearson Education, Inc.

Access Complete Test Bank for Essentials of Economics 5th Hubbard

27) The slope of a production possibilities frontier
A) has no economic relevance or meaning.
B) is always constant.
C) is always varying.
D) measures the opportunity cost of producing one more unit of a good.
Answer: D
Diff: 1 Page Ref: 46
Topic: Opportunity Cost
*: Recurring
Learning Outcome: Micro-3: Discuss different types of market systems and the gains that can be made from trade.
AACSB: Analytical thinking
Special Feature: None

28) _____ marginal opportunity cost implies that the more resources already devoted to any activity, the payoff from allocating yet more resources to that activity increases by progressively smaller amounts.
A) Increasing
B) Decreasing
C) Constant
D) Negative
Answer: A
Diff: 2 Page Ref: 46
Topic: Opportunity Cost
*: Recurring
Learning Outcome: Micro-20: Apply the concepts of opportunity cost, marginal analysis, and present value to make decisions.
AACSB: Analytical thinking
Special Feature: None

29) If opportunity costs are constant, the production possibilities frontier would be graphed as
A) a ray from the origin.
B) a positively sloped straight line.
C) a negatively sloped curve bowed in toward the origin.
D) a negatively sloped straight line.
Answer: D
Diff: 1 Page Ref: 46
Topic: Opportunity Cost
*: Recurring
Learning Outcome: Micro-3: Discuss different types of market systems and the gains that can be made from trade.
AACSB: Analytical thinking
Special Feature: None

Copyright © 2017 Pearson Education, Inc.

Access Complete Test Bank for Essentials of Economics 5th Hubbard

Figure 2-3

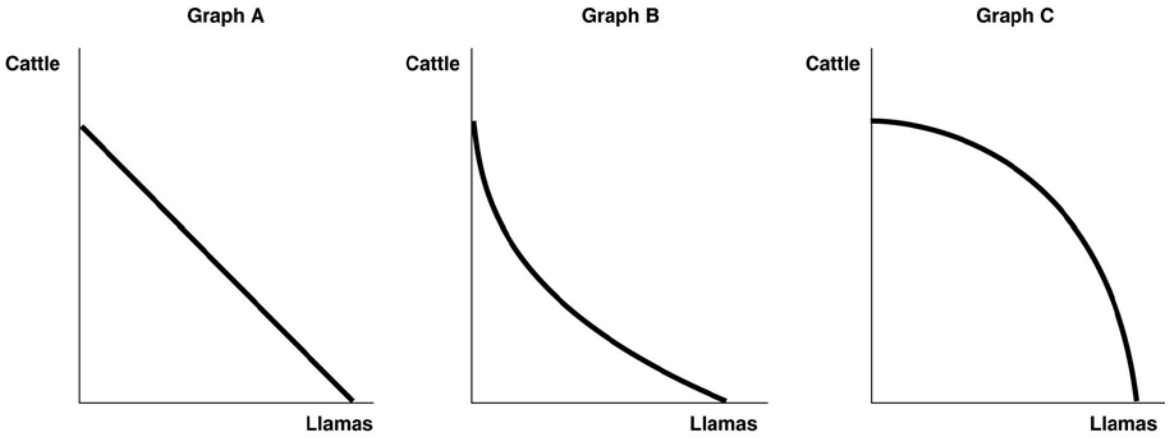

30) ***Refer to Figure 2-3.*** Sergio Vignetto raises cattle and llamas on his land. His land is equally suitable for raising either animal. Which of the graphs in Figure 2-3 represent his production possibilities frontier?
A) Graph A
B) Graph B
C) Graph C
D) either Graph A or Graph C
E) either Graph B or Graph C
Answer: A
Diff: 2 Page Ref: 46
Topic: Opportunity Cost
*: Recurring
Learning Outcome: Micro-2: Interpret and analyze information presented in different types of graphs.
AACSB: Analytical thinking
Special Feature: None

31) ***Refer to Figure 2-3.*** Sergio Vignetto raises cattle and llamas on his land. A portion of his land is more suitable for raising cattle, and the other portion is better suited for raising llamas. Which of the graphs in Figure 2-3 represent his production possibilities frontier that displays increasing opportunity costs?
A) Graph A
B) Graph B
C) Graph C
D) either Graph A or Graph C
E) either Graph B or Graph C
Answer: C
Diff: 2 Page Ref: 46
Topic: Opportunity Cost
*: Recurring
Learning Outcome: Micro-2: Interpret and analyze information presented in different types of graphs.
AACSB: Analytical thinking
Special Feature: None

Copyright © 2017 Pearson Education, Inc.

Access Complete Test Bank for Essentials of Economics 5th Hubbard

Table 2-1

Production choices for Tomaso's Trattoria

Choice	Quantity of Pizzas Produced	Quantity of Calzones Produced
A	48	0
B	36	15
C	24	30
D	12	45
E	0	60

32) ***Refer to Table 2-1***. Assume Tomaso's Trattoria only produces pizzas and calzones. A combination of 24 pizzas and 30 calzones would appear
A) along Tomaso's production possibilities frontier.
B) inside Tomaso's production possibilities frontier.
C) outside Tomaso's production possibilities frontier.
D) at the horizontal intercept of Tomaso's production possibilities frontier.
Answer: A
Diff: 2 Page Ref: 43
Topic: Production Possibilities Frontiers
*: Recurring
Learning Outcome: Micro-3: Discuss different types of market systems and the gains that can be made from trade.
AACSB: Analytical thinking
Special Feature: None

33) ***Refer to Table 2-1***. Assume Tomaso's Trattoria only produces pizzas and calzones. A combination of 36 pizzas and 30 calzones would appear
A) along Tomaso's production possibilities frontier.
B) inside Tomaso's production possibilities frontier.
C) outside Tomaso's production possibilities frontier.
D) at the horizontal intercept of Tomaso's production possibilities frontier.
Answer: C
Diff: 2 Page Ref: 43
Topic: Production Possibilities Frontiers
*: Recurring
Learning Outcome: Micro-3: Discuss different types of market systems and the gains that can be made from trade.
AACSB: Analytical thinking
Special Feature: None

Copyright © 2017 Pearson Education, Inc.

Access Complete Test Bank for Essentials of Economics 5th Hubbard

34) ***Refer to Table 2-1***. Assume Tomaso's Trattoria only produces pizzas and calzones. A combination of 24 pizzas and 15 calzones would appear
A) along Tomaso's production possibilities frontier.
B) inside Tomaso's production possibilities frontier.
C) outside Tomaso's production possibilities frontier.
D) at the horizontal intercept of Tomaso's production possibilities frontier.
Answer: B
Diff: 2 Page Ref: 43
Topic: Production Possibilities Frontiers
*: Recurring
Learning Outcome: Micro-3: Discuss different types of market systems and the gains that can be made from trade.
AACSB: Analytical thinking
Special Feature: None

35) ***Refer to Table 2-1***. Assume Tomaso's Trattoria only produces pizzas and calzones. Tomaso faces _____ opportunity costs in the production of pizzas and calzones.
A) increasing
B) decreasing
C) constant
D) negative
Answer: C
Diff: 2 Page Ref: 43
Topic: Opportunity Cost
*: Recurring
Learning Outcome: Micro-3: Discuss different types of market systems and the gains that can be made from trade.
AACSB: Analytical thinking
Special Feature: None

Copyright © 2017 Pearson Education, Inc.

Access Complete Test Bank for Essentials of Economics 5th Hubbard

Table 2-2

Production choices for Billie's Bedroom Shop

Choice	Quantity of Pillows Produced	Quantity of Blankets Produced
A	36	0
B	27	7
C	18	14
D	9	21
E	0	28

36) ***Refer to Table 2-2***. Assume Billie's Bedroom Shop only produces pillows and blankets. A combination of 9 pillows and 21 blankets would appear
A) along Billie's production possibilities frontier.
B) inside Billie's production possibilities frontier.
C) outside Billie's production possibilities frontier.
D) at the vertical intercept of Billie's production possibilities frontier.
Answer: A
Diff: 2 Page Ref: 43
Topic: Production Possibilities Frontiers
*: Recurring
Learning Outcome: Micro-3: Discuss different types of market systems and the gains that can be made from trade.
AACSB: Analytical thinking
Special Feature: None

37) ***Refer to Table 2-2***. Assume Billie's Bedroom Shop only produces pillows and blankets. A combination of 27 pillows and 14 blankets would appear
A) along Billie's production possibilities frontier.
B) inside Billie's production possibilities frontier.
C) outside Billie's production possibilities frontier.
D) at the vertical intercept of Billie's production possibilities frontier.
Answer: C
Diff: 2 Page Ref: 43
Topic: Production Possibilities Frontiers
*: Recurring
Learning Outcome: Micro-3: Discuss different types of market systems and the gains that can be made from trade.
AACSB: Analytical thinking
Special Feature: None

Copyright © 2017 Pearson Education, Inc.

Access Complete Test Bank for Essentials of Economics 5th Hubbard

38) ***Refer to Table 2-2***. Assume Billie's Bedroom Shop only produces pillows and blankets. A combination of 5 pillows and 21 blankets would appear
A) along Billie's production possibilities frontier.
B) inside Billie's production possibilities frontier.
C) outside Billie's production possibilities frontier.
D) at the vertical intercept of Billie's production possibilities frontier.
Answer: B
Diff: 2 Page Ref: 43
Topic: Production Possibilities Frontiers
*: Recurring
Learning Outcome: Micro-3: Discuss different types of market systems and the gains that can be made from trade.
AACSB: Analytical thinking
Special Feature: None

39) ***Refer to Table 2-2***. Assume Billie's Bedroom Shop only produces pillows and blankets. Billie faces _____ opportunity costs in the production of pillows and blankets.
A) increasing
B) constant
C) decreasing
D) negative
Answer: B
Diff: 2 Page Ref: 43
Topic: Production Possibilities Frontiers
*: Recurring
Learning Outcome: Micro-3: Discuss different types of market systems and the gains that can be made from trade.
AACSB: Analytical thinking
Special Feature: None

40) An inward shift of a nation's production possibilities frontier can occur due to
A) a reduction in unemployment.
B) a natural disaster like a hurricane or bad earthquake.
C) a change in the amounts of one good desired.
D) an increase in the labor force.
Answer: B
Diff: 2 Page Ref: 47
Topic: Economic Growth
*: Recurring
Learning Outcome: Micro-3: Discuss different types of market systems and the gains that can be made from trade.
AACSB: Analytical thinking
Special Feature: None

Copyright © 2017 Pearson Education, Inc.

Access Complete Test Bank for Essentials of Economics 5th Hubbard

41) An outward shift of a nation's production possibilities frontier represents
A) economic growth.
B) rising prices of the two goods on the production possibilities frontier model.
C) an impossible situation.
D) a situation in which a country produces more of one good and less of another.
Answer: A
Diff: 1 Page Ref: 47
Topic: Economic Growth
*: Recurring
Learning Outcome: Micro-3: Discuss different types of market systems and the gains that can be made from trade.
AACSB: Analytical thinking
Special Feature: None

42) Economic decline (negative growth) is represented on a production possibilities frontier model by the production possibility frontier
A) shifting outward.
B) shifting inward.
C) becoming steeper.
D) becoming flatter.
Answer: B
Diff: 1 Page Ref: 47
Topic: Economic Growth
*: Recurring
Learning Outcome: Micro-3: Discuss different types of market systems and the gains that can be made from trade.
AACSB: Analytical thinking
Special Feature: None

43) Without an increase in the supplies of factors of production, how can a nation achieve economic growth?
A) by producing more high-value goods and fewer low-value goods
B) through technological advancement which enables more output with the same quantity of resources
C) by lowering the prices of factors of production
D) by increasing the prices of factors of production
Answer: B
Diff: 2 Page Ref: 47
Topic: Economic Growth
*: Recurring
Learning Outcome: Micro-17: Explain the effects of the factors of production, factor demand, and factor supply and labor in factor markets.
AACSB: Analytical thinking
Special Feature: None

Copyright © 2017 Pearson Education, Inc.

Access Complete Test Bank for Essentials of Economics 5th Hubbard

44) Which of the following would shift a nation's production possibilities frontier outward?
A) discovering a cheaper way to convert sunshine into electricity
B) an increase in demand for the nation's products
C) a decrease in the unemployment rate
D) a law requiring workers to retire at age 50
Answer: A
Diff: 2 Page Ref: 47
Topic: Economic Growth
*: Recurring
Learning Outcome: Micro-3: Discuss different types of market systems and the gains that can be made from trade.
AACSB: Analytical thinking
Special Feature: None

Figure 2-4

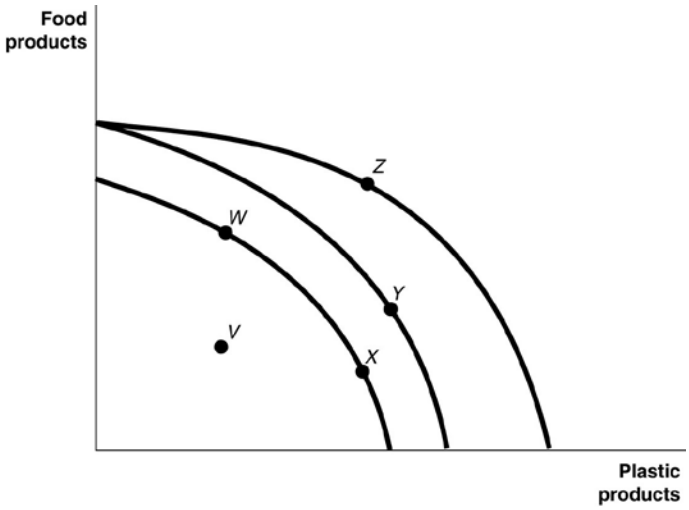

Figure 2-4 shows various points on three different production possibilities frontiers for a nation.

45) ***Refer to Figure 2-4.*** A movement from *X* to *Y*
A) could be due to a change in consumers' tastes and preferences.
B) could occur because of an influx of immigrant labor.
C) is the result of advancements in food production technology only, with no change in the technology for plastic production.
D) is the result of advancements in plastic production technology only, with no change in food production technology.
Answer: B
Diff: 2 Page Ref: 47
Topic: Economic Growth
*: Recurring
Learning Outcome: Micro-2: Interpret and analyze information presented in different types of graphs.
AACSB: Analytical thinking
Special Feature: None

Copyright © 2017 Pearson Education, Inc.

Access Complete Test Bank for Essentials of Economics 5th Hubbard

46) ***Refer to Figure 2-4.*** A movement from *Y* to *Z*
A) represents an increase in the demand for plastic products.
B) is the result of a decrease in preference for food products.
C) is the result of advancements in food production technology.
D) is the result of advancements in plastic production technology.
Answer: D
Diff: 2 Page Ref: 47
Topic: Economic Growth
*: Recurring
Learning Outcome: Micro-2: Interpret and analyze information presented in different types of graphs.
AACSB: Analytical thinking
Special Feature: None

47) ***Refer to Figure 2-4.*** Consider the following events:
a. an increase in the unemployment rate
b. a decrease in a nation's money supply
c. a war that kills a significant portion of a nation's population

Which of the events listed above could cause a movement from *Y* to *W*?
A) a, b, and c
B) a and b only
C) a and c only
D) a only
E) c only
Answer: E
Diff: 2 Page Ref: 47
Topic: Economic Growth
*: Recurring
Learning Outcome: Micro-2: Interpret and analyze information presented in different types of graphs.
AACSB: Analytical thinking
Special Feature: None

48) ***Refer to Figure 2-4.*** Consider the following movements:
a. from point *V* to point *W*
b. from point *W* to point *Y*
c. from point *Y* to point *Z*

Which of the movements listed above represents economic growth?
A) a, b, and c
B) b and c only
C) a only
D) b only
Answer: B
Diff: 2 Page Ref: 47
Topic: Economic Growth
*: Recurring
Learning Outcome: Micro-2: Interpret and analyze information presented in different types of graphs.
AACSB: Analytical thinking
Special Feature: None

Copyright © 2017 Pearson Education, Inc.

Access Complete Test Bank for Essentials of Economics 5th Hubbard

49) ***Refer to Figure 2-4.*** Consider the following events:
a. a decrease in the unemployment rate
b. general technological advancement
c. an increase in consumer wealth

Which of the events listed above could cause a movement from *V* to *W*?
A) a only
B) a and b only
C) b and c only
D) a, b, and c
Answer: A
Diff: 2 Page Ref: 47
Topic: Economic Growth
*: Recurring
Learning Outcome: Micro-2: Interpret and analyze information presented in different types of graphs.
AACSB: Analytical thinking
Special Feature: None

50) ***Refer to Figure 2-4.*** Consider the following events:
a. a reduction in the patent protection period to no more than 2 years
b. a war that destroys a substantial portion of a nation's capital stock
c. the lack of a secure and enforceable property rights system

Which of the events listed above could cause a movement from *W* to *V*?
A) a only
B) a and b only
C) a and c only
D) b and c only
E) a, b, and c
Answer: C
Diff: 2 Page Ref: 47
Topic: Economic Growth
*: Recurring
Learning Outcome: Micro-2: Interpret and analyze information presented in different types of graphs.
AACSB: Analytical thinking
Special Feature: None

51) ***Refer to Figure 2-4.*** A movement from _____ could occur because of an influx of immigrant labor.
A) *W* to *V*
B) *X* to *W*
C) *W* to *Z*
D) *Y* to *W*
Answer: C
Diff: 2 Page Ref: 47
Topic: Economic Growth
*: Recurring
Learning Outcome: Micro-2: Interpret and analyze information presented in different types of graphs.
AACSB: Analytical thinking
Special Feature: None

Copyright © 2017 Pearson Education, Inc.

Access Complete Test Bank for Essentials of Economics 5th Hubbard

52) ***Refer to Figure 2-4.*** A movement from _____ is the result of negative technological change in plastic production.
A) *V* to *X*
B) *X* to *W*
C) *W* to *Z*
D) *Z* to *Y*
Answer: D
Diff: 2 Page Ref: 47
Topic: Economic Growth
*: Recurring
Learning Outcome: Micro-2: Interpret and analyze information presented in different types of graphs.
AACSB: Analytical thinking
Special Feature: None

53) ***Refer to Figure 2-4.*** Consider the following events:
a. a decrease in the unemployment rate
b. an increase in a nation's money supply
c. an influx of immigrant workers

Which of the events listed above could cause a movement from *X* to *Z*?
A) a, b, and c
B) a and b only
C) a and c only
D) a only
E) c only
Answer: E
Diff: 2 Page Ref: 47
Topic: Economic Growth
*: Recurring
Learning Outcome: Micro-2: Interpret and analyze information presented in different types of graphs.
AACSB: Analytical thinking
Special Feature: None

Copyright © 2017 Pearson Education, Inc.

Access Complete Test Bank for Essentials of Economics 5th Hubbard

54) ***Refer to Figure 2-4.*** Consider the following movements:
a. from point *V* to point *W*
b. from point *W* to point *Y*
c. from point *Y* to point *Z*

Which of the movements listed above represents advancements in technology with respect to only plastic production?
A) a, b, and c
B) b and c only
C) b only
D) c only
Answer: D
Diff: 2 Page Ref: 47
Topic: Economic Growth
*: Recurring
Learning Outcome: Micro-2: Interpret and analyze information presented in different types of graphs.
AACSB: Analytical thinking
Special Feature: None

55) ***Refer to Figure 2-4.*** Consider the following events:
a. an increase in the unemployment rate
b. general technological advancement
c. a decrease in consumer wealth

Which of the events listed above could cause a movement from *X* to *V*?
A) a only
B) a and b only
C) b and c only
D) a, b, and c
Answer: A
Diff: 2 Page Ref: 47
Topic: Economic Growth
*: Recurring
Learning Outcome: Micro-2: Interpret and analyze information presented in different types of graphs.
AACSB: Analytical thinking
Special Feature: None

Copyright © 2017 Pearson Education, Inc.

Access Complete Test Bank for Essentials of Economics 5th Hubbard

56) ***Refer to Figure 2-4.*** Consider the following events:
a. an increase in the patent protection period to 30 years
b. an increase of a nation's capital stock
c. an improved property rights system

Which of the events listed above could cause a movement from *V* to *W*?
A) a only
B) a and b only
C) a and c only
D) b and c only
E) a, b, and c
Answer: C
Diff: 2 Page Ref: 47
Topic: Economic Growth
*: Recurring
Learning Outcome: Micro-2: Interpret and analyze information presented in different types of graphs.
AACSB: Analytical thinking
Special Feature: None

57) ***Refer to Figure 2-4.*** A movement from _____ could occur because of an influx of immigrant labor.
A) *X* to *W*
B) *X* to *Y*
C) *W* to *V*
D) *W* to *X*
Answer: B
Diff: 2 Page Ref: 46
Topic: Economic Growth
*: Recurring
Learning Outcome: Micro-2: Interpret and analyze information presented in different types of graphs
AACSB: Analytical thinking
Special Feature: None

58) ***Refer to Figure 2-4.*** A movement from _____ is the result of advancements in plastic production technology.
A) *V* to *X*
B) *W* to *X*
C) *Z* to *W*
D) *Y* to *Z*
Answer: D
Diff: 2 Page Ref: 46
Topic: Economic Growth
*: Recurring
Learning Outcome: Micro-2: Interpret and analyze information presented in different types of graphs
AACSB: Analytical thinking
Special Feature: None

Copyright © 2017 Pearson Education, Inc.

Access Complete Test Bank for Essentials of Economics 5th Hubbard

59) ***Refer to Figure 2-4.*** Consider the following events:
a. an increase in the unemployment rate
b. a decrease in a nation's money supply
c. a war that kills a significant portion of a nation's population

Which of the events listed above could cause a movement from *Z* to *X* ?
A) a, b, and c
B) a and b only
C) a and c only
D) a only
E) c only
Answer: E
Diff: 2 Page Ref: 46
Topic: Economic Growth
*: Recurring
Learning Outcome: Micro-2: Interpret and analyze information presented in different types of graphs
AACSB: Analytical thinking
Special Feature: None

60) ***Refer to Figure 2-4.*** Consider the following movements:
a. from point *V* to point *W*
b. from point *W* to point *Y*
c. from point *Y* to point *Z*

Which of the movements listed above represents advancements in technology with respect to both plastic production and food production?
A) a, b, and c
B) b and c only
C) b only
D) c only
Answer: C
Diff: 2 Page Ref: 46
Topic: Economic Growth
*: Recurring
Learning Outcome: Micro-2: Interpret and analyze information presented in different types of graphs
AACSB: Analytical thinking
Special Feature: None

Copyright © 2017 Pearson Education, Inc.

Access Complete Test Bank for Essentials of Economics 5th Hubbard

61) ***Refer to Figure 2-4.*** Consider the following events:
a. a decrease in the unemployment rate
b. general technological advancement
c. an increase in consumer wealth

Which of the events listed above could cause a movement from *V* to *X* ?
A) a only
B) a and b only
C) b and c only
D) a, b, and c
Answer: A
Diff: 2 Page Ref: 46
Topic: Economic Growth
*: Recurring
Learning Outcome: Micro-2: Interpret and analyze information presented in different types of graphs
AACSB: Analytical thinking
Special Feature: None

62) ***Refer to Figure 2-4.*** Consider the following events:
a. a reduction in the patent protection period to no more than 2 years
b. a war that destroys a substantial portion of a nation's capital stock
c. the lack of secure and enforceable property rights system

Which of the events listed above could cause a movement from *W* to *V*?
A) a only
B) a and b only
C) a and c only
D) b and c only
E) a, b, and c
Answer: C
Diff: 2 Page Ref: 46
Topic: Economic Growth
*: Recurring
Learning Outcome: Micro-2: Interpret and analyze information presented in different types of graphs
AACSB: Analytical thinking
Special Feature: None

63) ***Refer to Figure 2-4.*** A movement from _____ could occur because of additional government restrictions toward allowing immigrant labor.
A) *X* to *W*
B) *Y* to *X*
C) *V* to *W*
D) *W* to *X*
Answer: B
Diff: 2 Page Ref: 46
Topic: Economic Growth
*: Recurring
Learning Outcome: Micro-2: Interpret and analyze information presented in different types of graphs
AACSB: Analytical thinking
Special Feature: None

Copyright © 2017 Pearson Education, Inc.

Access Complete Test Bank for Essentials of Economics 5th Hubbard

64) ***Refer to Figure 2-4.*** A movement from _____ is the result of additional government restrictions on the pollution that results from plastic production.
A) *X* to *V*
B) *X* to *W*
C) *Z* to *W*
D) *Z* to *Y*
Answer: D
Diff: 2 Page Ref: 46
Topic: Economic Growth
*: Recurring
Learning Outcome: Micro-2: Interpret and analyze information presented in different types of graphs
AACSB: Analytical thinking
Special Feature: None

65) ***Refer to Figure 2-4.*** Consider the following events:
a. a decrease in the unemployment rate
b. an increase in technology with respect to both food and plastic production
c. a war that kills a significant portion of a nation's population

Which of the events listed above could cause a movement from *W* to *Y* ?
A) a, b, and c
B) a and b only
C) a and c only
D) b only
E) c only
Answer: D
Diff: 2 Page Ref: 46
Topic: Economic Growth
*: Recurring
Learning Outcome: Micro-2: Interpret and analyze information presented in different types of graphs
AACSB: Analytical thinking
Special Feature: None

Copyright © 2017 Pearson Education, Inc.

Access Complete Test Bank for Essentials of Economics 5th Hubbard

66) ***Refer to Figure 2-4.*** Consider the following movements:
a. from point *V* to point *W*
b. from point *W* to point *Y*
c. from point *Y* to point *Z*

Which of the movements listed above represents advancements in technology with respect to only plastic production?
A) a, b, and c
B) b and c only
C) b only
D) c only
Answer: D
Diff: 2 Page Ref: 46
Topic: Economic Growth
*: Recurring
Learning Outcome: Micro-2: Interpret and analyze information presented in different types of graphs
AACSB: Analytical thinking
Special Feature: None

67) ***Refer to Figure 2-4.*** Consider the following events:
a. an increase in the unemployment rate
b. general technological advancement
c. an increase in consumer wealth

Which of the events listed above could cause a movement from *Z* to *V* ?
A) a only
B) a and b only
C) b and c only
D) a, b, and c
Answer: A
Diff: 2 Page Ref: 46
Topic: Economic Growth
*: Recurring
Learning Outcome: Micro-2: Interpret and analyze information presented in different types of graphs
AACSB: Analytical thinking
Special Feature: None

Copyright © 2017 Pearson Education, Inc.

Access Complete Test Bank for Essentials of Economics 5th Hubbard

68) ***Refer to Figure 2-4.*** Consider the following events:
a. an increase in the patent protection period to 75 years
b. a hurricane that destroys a substantial portion of a nation's capital stock
c. the implementation of a secure and enforceable property rights system

Which of the events listed above could cause a movement from *W* to *Z*?
A) a only
B) a and b only
C) a and c only
D) b and c only
E) a, b, and c
Answer: C
Diff: 2 Page Ref: 46
Topic: Economic Growth
*: Recurring
Learning Outcome: Micro-2: Interpret and analyze information presented in different types of graphs
AACSB: Analytical thinking
Special Feature: None

69) The Great Depression of the 1930s, with a large number of workers and factories unemployed, would be represented in a production possibilities frontier graph by
A) a point inside the frontier.
B) a point outside the frontier.
C) a point on the frontier.
D) an intercept on either the vertical or the horizontal axis.
Answer: A
Diff: 2 Page Ref: 43
Topic: Production Possibilities Frontiers
*: Recurring
Learning Outcome: Micro-3: Discuss different types of market systems and the gains that can be made from trade.
AACSB: Analytical thinking
Special Feature: None

70) Suppose there is no unemployment in the economy and society decides that it wants more of one good. Which of the following statements is *true*?
A) It can only achieve this with an advance in technology.
B) It can increase output without giving up another good.
C) It can only achieve this with an increase in resource supplies.
D) It will have to give up production and consumption of some other good.
Answer: D
Diff: 2 Page Ref: 43
Topic: Opportunity Cost
*: Recurring
Learning Outcome: Micro-3: Discuss different types of market systems and the gains that can be made from trade.
AACSB: Analytical thinking
Special Feature: None

Copyright © 2017 Pearson Education, Inc.

Access Complete Test Bank for Essentials of Economics 5th Hubbard

71) If society decides it wants more of one good and all resources are fully utilized, then
A) it is unable to do this unless technology advances.
B) additional resource supplies will have to be found.
C) it has to give up some of another good and incur some opportunity costs.
D) more unemployment will occur.
Answer: C
Diff: 2 Page Ref: 43
Topic: Opportunity Cost
*: Recurring
Learning Outcome: Micro-20: Apply the concepts of opportunity cost, marginal analysis, and present value to make decisions.
AACSB: Analytical thinking
Special Feature: None

72) According to the production possibilities model, if more resources are allocated to the production of physical and human capital, then which of the following is likely to happen?
A) Fewer goods will be produced for consumption today.
B) The production possibilities frontier will shift inward in the future.
C) Future economic growth will decline.
D) The country's total production will fall.
Answer: A
Diff: 2 Page Ref: 43
Topic: Opportunity Cost
*: Recurring
Learning Outcome: Micro-3: Discuss different types of market systems and the gains that can be made from trade.
AACSB: Analytical thinking
Special Feature: None

Copyright © 2017 Pearson Education, Inc.

Access Complete Test Bank for Essentials of Economics 5th Hubbard

Figure 2-5

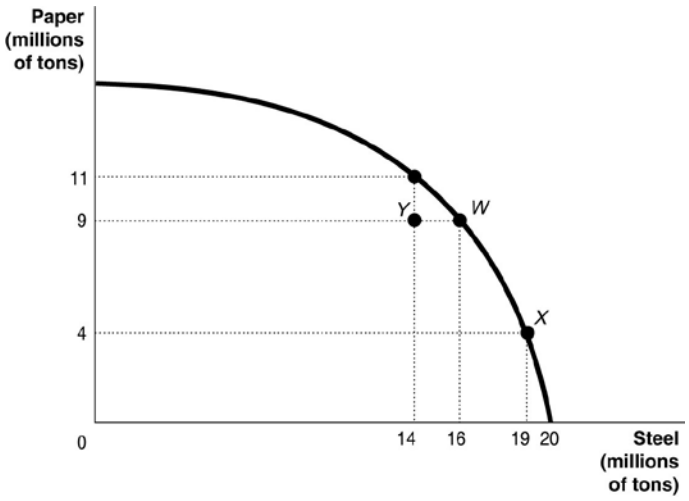

73) ***Refer to Figure 2-5.*** If the economy is currently producing at point *Y*, what is the opportunity cost of moving to point *W*?
A) 2 million tons of steel
B) zero
C) 9 million tons of paper
D) 16 million tons of paper
Answer: B
Diff: 2 Page Ref: 43
Topic: Opportunity Cost
*: Recurring
Learning Outcome: Micro-2: Interpret and analyze information presented in different types of graphs.
AACSB: Analytical thinking
Special Feature: None

74) ***Refer to Figure 2-5.*** If the economy is currently producing at point *W*, what is the opportunity cost of moving to point *X*?
A) 3 million tons of steel
B) 19 million tons of steel
C) 5 million tons of paper
D) 9 million tons of paper
Answer: C
Diff: 1 Page Ref: 43
Topic: Opportunity Cost
*: Recurring
Learning Outcome: Micro-2: Interpret and analyze information presented in different types of graphs.
AACSB: Analytical thinking
Special Feature: None

Copyright © 2017 Pearson Education, Inc.

Access Complete Test Bank for Essentials of Economics 5th Hubbard

75) ***Refer to Figure 2-5.*** If the economy is currently producing at point *X*, what is the opportunity cost of moving to point *Y*?
A) 5 million tons of steel
B) 9 million tons of paper
C) 5 million tons of paper
D) 14 million tons of steel
Answer: A
Diff: 2 Page Ref: 43
Topic: Opportunity Cost
*: Recurring
Learning Outcome: Micro-2: Interpret and analyze information presented in different types of graphs.
AACSB: Analytical thinking
Special Feature: None

76) ***Refer to Figure 2-5.*** If the economy is currently producing at point *Y*, what is the opportunity cost of moving to point *X*?
A) 5 million tons of steel
B) 9 million tons of paper
C) 5 million tons of paper
D) 19 million tons of steel
Answer: C
Diff: 2 Page Ref: 46
Topic: Opportunity Cost
*: Recurring
Learning Outcome: Micro-2: Interpret and analyze information presented in different types of graphs
AACSB: Analytical thinking
Special Feature: None

77) ***Refer to Figure 2-5.*** If the economy is currently producing at point *X*, what is the opportunity cost of moving to point *W*?
A) 3 million tons of steel
B) 19 million tons of steel
C) 5 million tons of paper
D) 9 million tons of paper
Answer: A
Diff: 1 Page Ref: 46
Topic: Opportunity Cost
*: Recurring
Learning Outcome: Micro-2: Interpret and analyze information presented in different types of graphs
AACSB: Analytical thinking
Special Feature: None

Copyright © 2017 Pearson Education, Inc.

Access Complete Test Bank for Essentials of Economics 5th Hubbard

78) ***Refer to Figure 2-5.*** If the economy is currently producing at point *W*, what is the opportunity cost of moving to point *Y*?
A) 2 million tons of steel
B) 14 million tons of steel
C) 2 million tons of paper
D) 9 million tons of paper
Answer: A
Diff: 1 Page Ref: 46
Topic: Opportunity Cost
*: Recurring
Learning Outcome: Micro-2: Interpret and analyze information presented in different types of graphs
AACSB: Analytical thinking
Special Feature: None

Figure 2-6

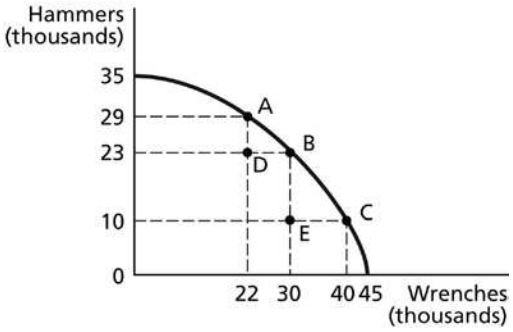

79) ***Refer to Figure 2-6.*** If the economy is currently producing at point *A*, what is the opportunity cost of moving to point *B*?
A) 8 thousand wrenches
B) 6 thousand hammers
C) 30 thousand wrenches
D) 23 thousand hammers
Answer: B
Diff: 1 Page Ref: 43
Topic: Opportunity Cost
*: Recurring
Learning Outcome: Micro-2: Interpret and analyze information presented in different types of graphs.
AACSB: Analytical thinking
Special Feature: None

Copyright © 2017 Pearson Education, Inc.

Access Complete Test Bank for Essentials of Economics 5th Hubbard

80) ***Refer to Figure 2-6.*** If the economy is currently producing at point *C*, what is the opportunity cost of moving to point *B*?
A) 10 thousand wrenches
B) 13 thousand hammers
C) 30 thousand wrenches
D) 23 thousand hammers
Answer: A
Diff: 1 Page Ref: 43
Topic: Opportunity Cost
*: Recurring
Learning Outcome: Micro-2: Interpret and analyze information presented in different types of graphs.
AACSB: Analytical thinking
Special Feature: None

81) ***Refer to Figure 2-6.*** If the economy is currently producing at point *D*, what is the opportunity cost of moving to point *B*?
A) 8 thousand wrenches
B) 23 thousand hammers
C) 30 thousand wrenches
D) 0 hammers
Answer: D
Diff: 1 Page Ref: 43
Topic: Opportunity Cost
*: Recurring
Learning Outcome: Micro-2: Interpret and analyze information presented in different types of graphs.
AACSB: Analytical thinking
Special Feature: None

82) ***Refer to Figure 2-6.*** If the economy is currently producing at point *E*, what is the opportunity cost of moving to point *B*?
A) 13 thousand hammers
B) 10 thousand hammers
C) 30 thousand wrenches
D) 0 wrenches
Answer: D
Diff: 1 Page Ref: 43
Topic: Opportunity Cost
*: Recurring
Learning Outcome: Micro-2: Interpret and analyze information presented in different types of graphs.
AACSB: Analytical thinking
Special Feature: None

Copyright © 2017 Pearson Education, Inc.

Access Complete Test Bank for Essentials of Economics 5th Hubbard

83) ***Refer to Figure 2-6.*** If the economy is currently producing at point *E*, what is the opportunity cost of moving to point *D*?
A) 13 thousand hammers
B) 10 thousand hammers
C) 8 thousand wrenches
D) 0 wrenches
Answer: C
Diff: 1 Page Ref: 43
Topic: Opportunity Cost
*: Recurring
Learning Outcome: Micro-2: Interpret and analyze information presented in different types of graphs.
AACSB: Analytical thinking
Special Feature: None

84) In a report made to the U.S. Congress in 2001, the National Academy of Sciences cautioned that if fuel economy encourages the production of smaller and lighter cars, "Some additional traffic fatalities would be expected." This statement suggests that
A) U.S. auto manufacturers are more concerned about producing fuel efficient cars to compete with their Japanese and South Korean rivals than about consumer safety.
B) there is a tradeoff between safety and fuel economy.
C) society should value safety more highly than fuel economy.
D) society should value fuel economy more highly than consumer safety because of the long-term environmental benefits generated by less gasoline use.
Answer: B
Diff: 2 Page Ref: 43
Topic: Opportunity Cost
*: Recurring
Learning Outcome: Micro-3: Discuss different types of market systems and the gains that can be made from trade.
AACSB: Analytical thinking
Special Feature: None

85) Suppose your expenses for this term are as follows: tuition: $12,000, room and board: $6,500, books and other educational supplies: $1,500. Further, during the term, you can only work part-time and earn $3,500 instead of your full-time salary of $14,000. What is the opportunity cost of going to college this term, assuming that your room and board expenses would be the same even if you did not go to college?
A) $13,500
B) $20,000
C) $24,000
D) $30,500
Answer: C
Diff: 3 Page Ref: 43
Topic: Opportunity Cost
*: Recurring
Learning Outcome: Micro-20: Apply the concepts of opportunity cost, marginal analysis, and present value to make decisions.
AACSB: Analytical thinking
Special Feature: None

Copyright © 2017 Pearson Education, Inc.

Access Complete Test Bank for Essentials of Economics 5th Hubbard

86) Suppose your expenses for this term are as follows: tuition: $28,000, room and board: $9,000, books and other educational supplies: $2,500. Further, during the term, you can only work part-time and earn $16,000 instead of your full-time salary of $42,000. What is the opportunity cost of going to college this term, assuming that your room and board expenses would be the same even if you did not go to college?
A) $36,500
B) $56,500
C) $65,500
D) $72,500
Answer: B
Diff: 3 Page Ref: 43
Topic: Opportunity Cost
*: Recurring
Learning Outcome: Micro-20: Apply the concepts of opportunity cost, marginal analysis, and present value to make decisions.
AACSB: Analytical thinking
Special Feature: None

87) The opportunity cost of taking a semester-long economics class is
A) the cost of tuition and fees only.
B) the value of the time spent in the classroom.
C) zero because there is no admission charged if you are enrolled in the course.
D) equal to the highest value of an alternative use of the time and money spent on the class.
E) the knowledge and enjoyment you receive from attending the class.
Answer: D
Diff: 2 Page Ref: 43
Topic: Opportunity Cost
*: Recurring
Learning Outcome: Micro-20: Apply the concepts of opportunity cost, marginal analysis, and present value to make decisions.
AACSB: Analytical thinking
Special Feature: None

Copyright © 2017 Pearson Education, Inc.

Access Complete Test Bank for Essentials of Economics 5th Hubbard

Figure 2-7

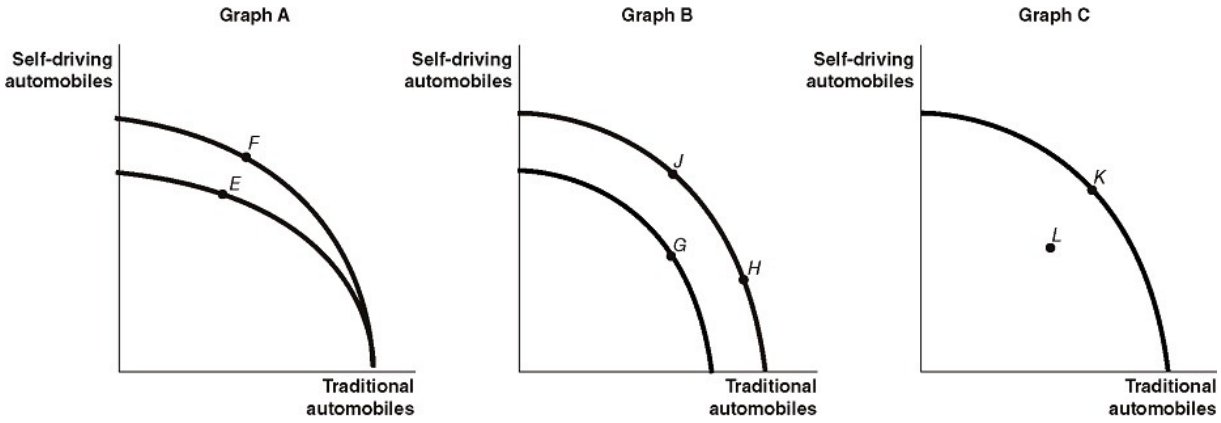

Apple recently announced that the company is exploring the electric vehicle market, and is looking to produce vehicles as early as 2020. Assume Apple chooses to produce both traditional electric-engine vehicles and self-driving electric-engine vehicles. Figure 2-7 shows changes to its production possibilities frontier in response to new developments and different strategic production decisions.

88) ***Refer to Figure 2-7.*** Assume a technological advancement greatly reduces the cost to produce self-driving vehicles. This is best represented by the
A) movement from *E* to *F* in Graph A.
B) movement from *G* to *H* in Graph B.
C) movement from *K* to *L* in Graph C.
D) movement from *H* to *J* in Graph B.
Answer: A
Diff: 2 Page Ref: 47
Topic: Economic Growth
Learning Outcome: Micro-2: Interpret and analyze information presented in different types of graphs.
AACSB: Analytical thinking
Special Feature: An Inside Look: You're Going To Need a MUCH Bigger Charging Station

89) ***Refer to Figure 2-7.*** Assume that in response to changing consumer demands, Apple cuts back on the production of traditional vehicles and increases its production of self-driving vehicles. This strategy is best represented by the
A) movement from *E* to *F* in Graph A.
B) movement from *J* to *G* in Graph B.
C) movement from *L* to *K* in Graph C.
D) movement from *H* to *J* in Graph B.
Answer: D
Diff: 2 Page Ref: 43
Topic: Opportunity Cost
Learning Outcome: Micro-2: Interpret and analyze information presented in different types of graphs.
AACSB: Analytical thinking
Special Feature: An Inside Look: You're Going To Need a MUCH Bigger Charging Station

Copyright © 2017 Pearson Education, Inc.

Access Complete Test Bank for Essentials of Economics 5th Hubbard

90) ***Refer to Figure 2-7.*** Assume that in 2022, Apple temporarily shuts down one of its factories for an extensive renovation, and this reduces the amount of production capacity available for both types of vehicles. This is best represented by the
A) movement from *E* to *F* in Graph A.
B) movement from *H* to *J* in Graph B.
C) movement from *K* to *L* in Graph C.
D) movement from *J* to *G* in Graph B.
Answer: C
Diff: 2 Page Ref: 47
Topic: Economic Growth
Learning Outcome: Micro-2: Interpret and analyze information presented in different types of graphs.
AACSB: Analytical thinking
Special Feature: An Inside Look: You're Going To Need a MUCH Bigger Charging Station

91) ***Refer to Figure 2-7.*** Suppose worker productivity increases so that the total number of vehicles produced increases as the company adds more machinery, workers, and changes the layout of the factory. This is best represented by the
A) movement from *E* to *F* in Graph A.
B) movement from *G* to *H* in Graph B.
C) movement from *K* to *L* in Graph C.
D) movement from *H* to *J* in Graph B.
Answer: B
Diff: 2 Page Ref: 47
Topic: Economic Growth
Learning Outcome: Micro-2: Interpret and analyze information presented in different types of graphs.
AACSB: Analytical thinking
Special Feature: An Inside Look: You're Going To Need a MUCH Bigger Charging Station

92) ***Refer to Figure 2-7.*** Assume that in response to changing consumer demands, Apple cuts back on the production of self-driving automobiles and increases its production of traditional automobiles. This strategy is best represented by the
A) movement from *F* to *E* in Graph A.
B) movement from *G* to *J* in Graph B.
C) movement from *K* to *L* in Graph C.
D) movement from *J* to *H* in Graph B.
Answer: D
Diff: 2 Page Ref: 43
Topic: Opportunity Cost
Learning Outcome: Micro-2: Interpret and analyze information presented in different types of graphs.
AACSB: Analytical thinking
Special Feature: An Inside Look: You're Going To Need a MUCH Bigger Charging Station

Copyright © 2017 Pearson Education, Inc.

Access Complete Test Bank for Essentials of Economics 5th Hubbard

93) Sarita can bake either a combination of 25 cakes and 15 pies or a combination of 10 cakes and 20 pies. If she now bakes 10 cakes and 20 pies, what is the opportunity cost of baking an additional 15 cakes?
A) 5 pies
B) 10 pies
C) 15 pies
D) 20 pies
Answer: A
Diff: 2 Page Ref: 43
Topic: Opportunity Cost
*: Recurring
Learning Outcome: Micro-3: Discuss different types of market systems and the gains that can be made from trade.
AACSB: Analytical thinking
Special Feature: None

Copyright © 2017 Pearson Education, Inc.

Access Complete Test Bank for Essentials of Economics 5th Hubbard

Figure 2-8

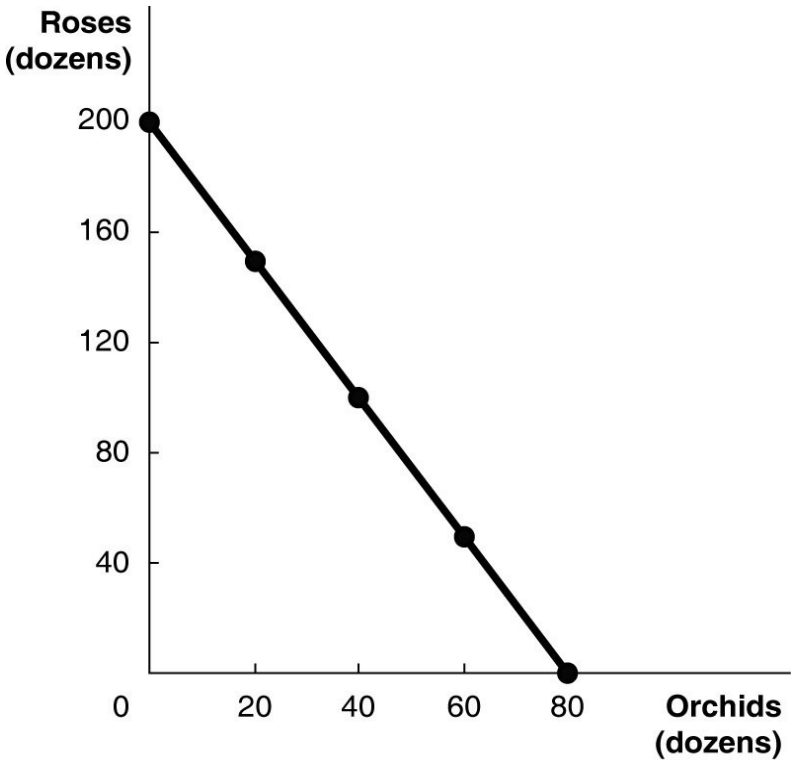

Figure 2-8 above shows the production possibilities frontier for Vidalia, a nation that produces two goods, roses and orchids.

94) ***Refer to Figure 2-8.*** What is the opportunity cost of 80 dozen orchids?
A) 0 roses
B) 2.5 dozen roses
C) 40 dozen roses
D) 200 dozen roses
Answer: D
Diff: 2 Page Ref: 44-45
Topic: Opportunity Cost
Learning Outcome: Micro-2: Interpret and analyze information presented in different types of graphs.
AACSB: Analytical thinking
Special Feature: Solved Problem: Drawing a Production Possibilities Frontier for Tesla Motors

Copyright © 2017 Pearson Education, Inc.

Access Complete Test Bank for Essentials of Economics 5th Hubbard

95) ***Refer to Figure 2-8.*** What is the opportunity cost of 100 dozen roses?
A) 0.8 dozen orchids
B) 5 dozen orchids
C) 40 dozen orchids
D) 80 dozen orchids
Answer: C
Diff: 2 Page Ref: 44-45
Topic: Opportunity Cost
Learning Outcome: Micro-2: Interpret and analyze information presented in different types of graphs.
AACSB: Analytical thinking
Special Feature: Solved Problem: Drawing a Production Possibilities Frontier for Tesla Motors

96) ***Refer to Figure 2-8.*** Suppose Vidalia is currently producing 60 dozen orchids per period. How many roses is it also producing, assuming that resources are fully utilized?
A) 40 dozen roses
B) 50 dozen roses
C) 60 dozen roses
D) 100 dozen roses
Answer: B
Diff: 2 Page Ref: 44-45
Topic: Opportunity Cost
Learning Outcome: Micro-2: Interpret and analyze information presented in different types of graphs.
AACSB: Analytical thinking
Special Feature: Solved Problem: Drawing a Production Possibilities Frontier for Tesla Motors

97) ***Refer to Figure 2-8.*** Suppose Vidalia is currently producing 120 dozen roses per period. How many orchids is it also producing, assuming that resources are fully utilized?
A) 20 dozen orchids
B) 32 dozen orchids
C) 44 dozen orchids
D) 68 dozen orchids
Answer: B
Diff: 2 Page Ref: 44-45
Topic: Opportunity Cost
Learning Outcome: Micro-2: Interpret and analyze information presented in different types of graphs.
AACSB: Analytical thinking
Special Feature: Solved Problem: Drawing a Production Possibilities Frontier for Tesla Motors

98) ***Refer to Figure 2-8.*** What is the opportunity cost of one dozen orchids?
A) 0.4 dozen roses
B) 2.5 dozen roses
C) 7.25 dozen roses
D) 16 dozen roses
Answer: B
Diff: 2 Page Ref: 44-45
Topic: Opportunity Cost
Learning Outcome: Micro-2: Interpret and analyze information presented in different types of graphs
AACSB: Analytical thinking
Special Feature: Solved Problem: Drawing a Production Possibilities Frontier for Tesla Motors

Copyright © 2017 Pearson Education, Inc.

Access Complete Test Bank for Essentials of Economics 5th Hubbard

99) ***Refer to Figure 2-8.*** What is the opportunity cost of one dozen roses?
A) 0.4 dozen orchids
B) 2.5 dozen orchids
C) 7.25 dozen orchids
D) 16 dozen orchids
Answer: A
Diff: 2 Page Ref: 44-45
Topic: Opportunity Cost
Learning Outcome: Micro-2: Interpret and analyze information presented in different types of graphs
AACSB: Analytical thinking
Special Feature: Solved Problem: Drawing a Production Possibilities Frontier for Tesla Motors

100) ***Refer to Figure 2-8.*** Suppose Vidalia is currently producing 20 dozen orchids per period. How many roses is it also producing, assuming that resources are fully utilized?
A) 30 dozen roses
B) 50 dozen roses
C) 100 dozen roses
D) 150 dozen roses
Answer: D
Diff: 2 Page Ref: 44-45
Topic: Opportunity Cost
Learning Outcome: Micro-2: Interpret and analyze information presented in different types of graphs
AACSB: Analytical thinking
Special Feature: Solved Problem: Drawing a Production Possibilities Frontier for Tesla Motors

101) ***Refer to Figure 2-8.*** If Vidalia chooses to produce 40 dozen orchids, how many roses can it produce to maximize production?
A) 30 dozen roses
B) 50 dozen roses
C) 100 dozen roses
D) 150 dozen roses
Answer: C
Diff: 2 Page Ref: 44-45
Topic: Opportunity Cost
Learning Outcome: Micro-2: Interpret and analyze information presented in different types of graphs
AACSB: Analytical thinking
Special Feature: Solved Problem: Drawing a Production Possibilities Frontier for Tesla Motors

102) ***Refer to Figure 2-8.*** If Vidalia chooses to produce 60 dozen orchids, how many roses can it produce to maximize production?
A) 30 dozen roses
B) 50 dozen roses
C) 100 dozen roses
D) 150 dozen roses
Answer: B
Diff: 2 Page Ref: 44-45
Topic: Opportunity Cost
Learning Outcome: Micro-2: Interpret and analyze information presented in different types of graphs
AACSB: Analytical thinking
Special Feature: Solved Problem: Drawing a Production Possibilities Frontier for Tesla Motors

Copyright © 2017 Pearson Education, Inc.

Access Complete Test Bank for Essentials of Economics 5th Hubbard

103) ***Refer to Figure 2-8.*** If Vidalia chooses to produce 50 dozen roses, how many orchids can it produce to maximize production?
A) 20 dozen orchids
B) 40 dozen orchids
C) 60 dozen orchids
D) 80 dozen orchids
Answer: C
Diff: 2 Page Ref: 44-45
Topic: Opportunity Cost
Learning Outcome: Micro-2: Interpret and analyze information presented in different types of graphs
AACSB: Analytical thinking
Special Feature: Solved Problem: Drawing a Production Possibilities Frontier for Tesla Motors

104) ***Refer to Figure 2-8.*** If Vidalia chooses to produce 80 dozen roses, how many orchids can it produce to maximize production?
A) 24 dozen orchids
B) 48 dozen orchids
C) 60 dozen orchids
D) 74 dozen orchids
Answer: B
Diff: 2 Page Ref: 44-45
Topic: Opportunity Cost
Learning Outcome: Micro-2: Interpret and analyze information presented in different types of graphs
AACSB: Analytical thinking
Special Feature: Solved Problem: Drawing a Production Possibilities Frontier for Tesla Motors

105) ***Refer to Figure 2-8.*** The linear production possibilities frontier in the figure indicates that
A) Vidalia has a comparative advantage in the production of orchids.
B) Vidalia has a comparative disadvantage in the production of roses.
C) the trade-off between roses and orchids is constant.
D) it is progressively more expensive to produce orchids.
Answer: C
Diff: 2 Page Ref: 44-45
Topic: Opportunity Cost
Learning Outcome: Micro-2: Interpret and analyze information presented in different types of graphs
AACSB: Analytical thinking
Special Feature: Solved Problem: Drawing a Production Possibilities Frontier for Tesla Motors

Copyright © 2017 Pearson Education, Inc.

Access Complete Test Bank for Essentials of Economics 5th Hubbard

Table 2-3

Production Choices for Dina's Diner

Choice	Quantity of Sliders Produced	Quantity of Hot Wings Produced
A	160	0
B	120	50
C	80	100
D	40	150
E	0	200

106) ***Refer to Table 2-3.*** Assume Dina's Diner only produces sliders and hot wings. A combination of 80 sliders and 100 hot wings would appear
A) along Dina's production possibilities frontier.
B) inside Dina's production possibilities frontier.
C) outside Dina's production possibilities frontier.
D) at the vertical intercept of Dina's production possibilities frontier.
Answer: A
Diff: 2 Page Ref: 43
Topic: Production Possibilities Frontiers
*: Recurring
Learning Outcome: Micro-3: Discuss different types of market systems and the gains that can be made from trade.
AACSB: Analytical thinking
Special Feature: None

107) ***Refer to Table 2-3.*** Assume Dina's Diner only produces sliders and hot wings. A combination of 80 sliders and 50 hot wings would appear
A) along Dina's production possibilities frontier.
B) inside Dina's production possibilities frontier.
C) outside Dina's production possibilities frontier.
D) at the vertical intercept of Dina's production possibilities frontier.
Answer: B
Diff: 2 Page Ref: 43
Topic: Production Possibilities Frontiers
*: Recurring
Learning Outcome: Micro-3: Discuss different types of market systems and the gains that can be made from trade.
AACSB: Analytical thinking
Special Feature: None

Copyright © 2017 Pearson Education, Inc.

Access Complete Test Bank for Essentials of Economics 5th Hubbard

108) ***Refer to Table 2-3.*** Assume Dina's Diner only produces sliders and hot wings. A combination of 120 sliders and 100 hot wings would appear
A) along Dina's production possibilities frontier.
B) inside Dina's production possibilities frontier.
C) outside Dina's production possibilities frontier.
D) at the vertical intercept of Dina's production possibilities frontier.
Answer: C
Diff: 2 Page Ref: 43
Topic: Production Possibilities Frontiers
*: Recurring
Learning Outcome: Micro-3: Discuss different types of market systems and the gains that can be made from trade.
AACSB: Analytical thinking
Special Feature: None

109) ***Refer to Table 2-3.*** Dina faces _____ opportunity costs in the production of sliders and hot wings.
A) increasing
B) decreasing
C) constant
D) negative
Answer: C
Diff: 2 Page Ref: 43
Topic: Opportunity Cost
*: Recurring
Learning Outcome: Micro-3: Discuss different types of market systems and the gains that can be made from trade.
AACSB: Analytical thinking
Special Feature: None

110) Suppose your expenses for this term are as follows: tuition: $10,000, room and board: $6,000, books and other educational supplies: $1,000. Further, during the term, you can only work part-time and earn $8,000 instead of your full-time salary of $20,000. What is the opportunity cost of going to college this term, assuming that your room and board expenses would be the same even if you did not go to college?
A) $11,000
B) $17,000
C) $23,000
D) $29,000
Answer: C
Diff: 3 Page Ref: 43
Topic: Opportunity Cost
*: Recurring
Learning Outcome: Micro-20: Apply the concepts of opportunity cost, marginal analysis, and present value to make decisions.
AACSB: Analytical thinking
Special Feature: None

Copyright © 2017 Pearson Education, Inc.

Access Complete Test Bank for Essentials of Economics 5th Hubbard

111) The opportunity cost of going to an outdoor music festival is
A) the enjoyment you receive from going to the festival.
B) the value of the time spent at the festival.
C) equal to the highest value of an alternative use of the time and money spent on the festival.
D) zero because there are no overhead costs for an outdoor festival.
E) the cost of the festival ticket only.
Answer: C
Diff: 2 Page Ref: 43
Topic: Opportunity Cost
*: Recurring
Learning Outcome: Micro-20: Apply the concepts of opportunity cost, marginal analysis, and present value to make decisions.
AACSB: Analytical thinking
Special Feature: None

112) _____ exists because unlimited wants exceed the limited resources available to fulfill those wants.
A) Scarcity
B) Productive efficiency
C) The command economy
D) Economic growth
Answer: A
Diff: 2 Page Ref: 42
Topic: Scarcity
*: Recurring
Learning Outcome: Micro-1: Identify the basic principles of economics and explain how to think like an economist
AACSB: Analytical thinking
Special Feature: None

113) To compete in the automobile market, Tesla must make many strategic decisions such as whether to introduce a new car model, how to sell and service its cars, and where to advertise. At Tesla's Fremont, California plant, managers must decide on the monthly production quantities of their S and X models. In making this decision, the managers
A) face no trade-off because the Fremont plant only produces these two models of the many Tesla models produced worldwide.
B) face a trade-off, because producing more of one model means producing less of the other.
C) will choose to only produce the quantity of S and X models where marginal cost equals zero.
D) will always decide on production quantities in which revenues are maximized.
Answer: B
Diff: 2 Page Ref: 41
Topic: Opportunity Cost
Learning Outcome: Micro-3: Discuss different types of market systems and the gains that can be made from trade
AACSB: Analytical thinking
Special Feature: Chapter Opener: Managers at Tesla Motors Face Trade-Offs

Copyright © 2017 Pearson Education, Inc.

Access Complete Test Bank for Essentials of Economics 5th Hubbard

114) The principle of _____ is that the economic cost of using a factor of production is the alternative use of that factor that is given up.
A) marginal cost
B) opportunity cost
C) normative economics
D) entrepreneurship
Answer: B
Diff: 2 Page Ref: 43
Topic: Opportunity Cost
*: Recurring
Learning Outcome: Micro-3: Discuss different types of market systems and the gains that can be made from trade
AACSB: Analytical thinking
Special Feature: None

115) The production possibilities frontier shows
A) the various products that can be produced now and in the future.
B) the maximum attainable combinations of two products that may be produced in a particular time period with available resources.
C) what an equitable distribution of products among citizens would be.
D) what people want firms to produce in a particular time period.
Answer: B
Diff: 2 Page Ref: 42
Topic: Production Possibilities Frontiers
*: Recurring
Learning Outcome: Micro-3: Discuss different types of market systems and the gains that can be made from trade
AACSB: Analytical thinking
Special Feature: None

116) _____ shows that if all resources are fully and efficiently utilized, more of one good can be produced only by producing less of another good.
A) Comparative advantage
B) Absolute advantage
C) The mixed market system
D) The production possibilities frontier model
Answer: D
Diff: 2 Page Ref: 42
Topic: Production Possibilities Frontiers
*: Recurring
Learning Outcome: Micro-3: Discuss different types of market systems and the gains that can be made from trade
AACSB: Analytical thinking
Special Feature: None

Copyright © 2017 Pearson Education, Inc.

Access Complete Test Bank for Essentials of Economics 5th Hubbard

117) The production possibilities frontier model assumes all of the following *except*
A) labor, capital, land and natural resources are fixed in quantity.
B) the economy produces only two products.
C) any level of the two products that the economy produces is currently possible.
D) the level of technology is fixed and unchanging.
Answer: C
Diff: 2 Page Ref: 42
Topic: Production Possibilities Frontiers
*: Recurring
Learning Outcome: Micro-3: Discuss different types of market systems and the gains that can be made from trade
AACSB: Analytical thinking
Special Feature: None

118) The _____ production points on a production possibilities frontier are the points along and inside the production possibilities frontier.
A) attainable
B) unattainable
C) productively efficient
D) allocatively efficient
Answer: A
Diff: 1 Page Ref: 42
Topic: Production Possibilities Frontiers
*: Recurring
Learning Outcome: Micro-3: Discuss different types of market systems and the gains that can be made from trade
AACSB: Analytical thinking
Special Feature: None

119) The unattainable points in a production possibilities diagram are
A) the points within the production possibilities frontier.
B) the points along the production possibilities frontier.
C) the points of the horizontal and vertical intercepts.
D) the points outside the production possibilities frontier.
Answer: D
Diff: 1 Page Ref: 43
Topic: Production Possibilities Frontiers
*: Recurring
Learning Outcome: Micro-3: Discuss different types of market systems and the gains that can be made from trade
AACSB: Analytical thinking
Special Feature: None

Copyright © 2017 Pearson Education, Inc.

Access Complete Test Bank for Essentials of Economics 5th Hubbard

120) In a production possibilities frontier model, a point inside the frontier is
A) allocatively efficient.
B) productively efficient
C) productively and allocatively inefficient.
D) productively inefficient.
Answer: D
Diff: 1 Page Ref: 43
Topic: Production Possibilities Frontiers
*: Recurring
Learning Outcome: Micro-3: Discuss different types of market systems and the gains that can be made from trade
AACSB: Analytical thinking
Special Feature: None

121) Carmelita can perform either a combination of 35 manicures and 70 pedicures or a combination of 50 manicures and 45 pedicures. If she now performs 35 manicures and 70 pedicures, what is the opportunity cost of performing an additional 15 manicures?
A) 5 pedicures
B) 20 pedicures
C) 25 pedicures
D) 45 pedicures
Answer: C
Diff: 2 Page Ref: 43
Topic: Opportunity Cost
*: Recurring
Learning Outcome: Micro-3: Discuss different types of market systems and the gains that can be made from trade
AACSB: Analytical thinking
Special Feature: None

122) If the production possibilities frontier is linear, then
A) opportunity costs are decreasing as more of one good is produced.
B) it is easy to efficiently produce output.
C) opportunity costs are increasing as more of one good is produced.
D) opportunity costs are constant as more of one good is produced.
Answer: D
Diff: 2 Page Ref: 43
Topic: Opportunity Cost
*: Recurring
Learning Outcome: Micro-3: Discuss different types of market systems and the gains that can be made from trade
AACSB: Analytical thinking
Special Feature: None

Copyright © 2017 Pearson Education, Inc.

Access Complete Test Bank for Essentials of Economics 5th Hubbard

123) A production possibilities frontier with a _____ shape indicates increasing opportunity costs as more and more of one good is produced.
A) linear
B) bowed inward
C) bowed outward
D) perfectly horizontal
Answer: C
Diff: 2 Page Ref: 46
Topic: Opportunity Cost
*: Recurring
Learning Outcome: Micro-3: Discuss different types of market systems and the gains that can be made from trade
AACSB: Analytical thinking
Special Feature: None

124) Increasing opportunity cost along a bowed-out production possibilities frontier occurs because
A) of inefficient production.
B) of ineffective management by entrepreneurs.
C) some factors of production are not equally suited to producing both goods or services.
D) of the scarcity of factors of production.
Answer: C
Diff: 2 Page Ref: 46
Topic: Opportunity Cost
*: Recurring
Learning Outcome: Micro-3: Discuss different types of market systems and the gains that can be made from trade
AACSB: Analytical thinking
Special Feature: None

125) The slope of a production possibilities frontier measures the _____ of producing one more unit of a good.
A) marginal revenue
B) total revenue
C) marginal cost
D) opportunity cost
Answer: D
Diff: 1 Page Ref: 46
Topic: Opportunity Cost
*: Recurring
Learning Outcome: Micro-3: Discuss different types of market systems and the gains that can be made from trade
AACSB: Analytical thinking
Special Feature: None

Copyright © 2017 Pearson Education, Inc.

Access Complete Test Bank for Essentials of Economics 5th Hubbard

126) Increasing marginal opportunity cost implies
A) that the more resources already devoted to any activity, the payoff from allocating yet more resources to that activity increases by progressively smaller amounts.
B) that the more resources already devoted to any activity, the benefits from allocating yet more resources to that activity decreases by progressively larger amounts.
C) that rising opportunity costs make it inefficient to produce beyond a certain quantity.
D) the law of scarcity.
Answer: A
Diff: 2 Page Ref: 46
Topic: Opportunity Cost
*: Recurring
Learning Outcome: Micro-20: Apply the concepts of opportunity cost, marginal analysis, and present value to make decisions
AACSB: Analytical thinking
Special Feature: None

127) If opportunity costs are _____, the production possibilities frontier would be graphed as a negatively sloped straight line.
A) decreasing
B) increasing
C) negative
D) constant
Answer: D
Diff: 1 Page Ref: 43
Topic: Opportunity Cost
*: Recurring
Learning Outcome: Micro-3: Discuss different types of market systems and the gains that can be made from trade
AACSB: Analytical thinking
Special Feature: None

Copyright © 2017 Pearson Education, Inc.

Access Complete Test Bank for Essentials of Economics 5th Hubbard

Figure 2-9

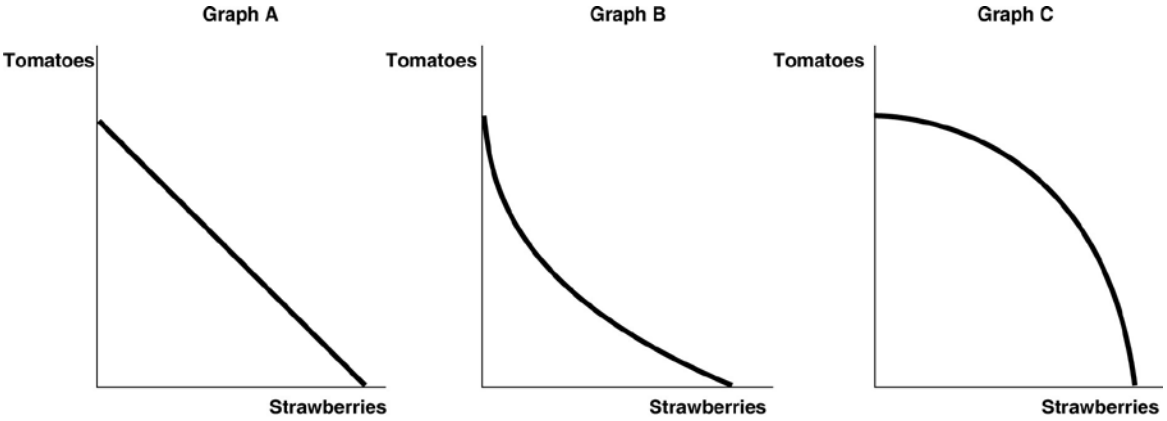

128) ***Refer to Figure 2-9.*** Carlos Vanya grows tomatoes and strawberries on his land. His land is equally suited for growing either fruit. Which of the graphs in Figure 2-3 represents his production possibilities frontier?
A) Graph A
B) Graph B
C) Graph C
D) either Graph A or Graph B
E) either Graph B or Graph C
Answer: A
Diff: 2 Page Ref: 43
Topic: Opportunity Cost
*: Recurring
Learning Outcome: Micro-2: Interpret and analyze information presented in different types of graphs
AACSB: Analytical thinking
Special Feature: None

129) ***Refer to Figure 2-9.*** Carlos Vanya grows tomatoes and strawberries on his land. A portion of his land is more suitable for growing tomatoes and the other portion is better suited for strawberry cultivation. Which of the graphs in Figure 2-3 represent his production possibilities frontier?
A) Graph A
B) Graph B
C) Graph C
D) either Graph A or Graph B
E) either Graph B or Graph C
Answer: C
Diff: 2 Page Ref: 46
Topic: Opportunity Cost
*: Recurring
Learning Outcome: Micro-2: Interpret and analyze information presented in different types of graphs
AACSB: Analytical thinking
Special Feature: None

Copyright © 2017 Pearson Education, Inc.

Access Complete Test Bank for Essentials of Economics 5th Hubbard

Table 2-4

Production Choices for Dina's Diner

Choice	Quantity of Sliders Produced	Quantity of Hot Wings Produced
A	80	0
B	60	25
C	40	50
D	20	75
E	0	100

130) ***Refer to Table 2-4.*** Assume Dina's Diner only produces sliders and hot wings. A combination of 40 sliders and 50 hot wings would appear
A) along Dina's production possibilities frontier.
B) inside Dina's production possibilities frontier.
C) outside Dina's production possibilities frontier.
D) at the vertical intercept of Dina's production possibilities frontier.
Answer: A
Diff: 2 Page Ref: 43
Topic: Production Possibilities Frontiers
*: Recurring
Learning Outcome: Micro-3: Discuss different types of market systems and the gains that can be made from trade
AACSB: Analytical thinking
Special Feature: None

131) ***Refer to Table 2-4.*** Assume Dina's Diner only produces sliders and hot wings. A combination of 60 sliders and 25 hot wings would appear
A) along Dina's production possibilities frontier.
B) inside Dina's production possibilities frontier.
C) outside Dina's production possibilities frontier.
D) at the vertical intercept of Dina's production possibilities frontier.
Answer: A
Diff: 2 Page Ref: 43
Topic: Production Possibilities Frontiers
*: Recurring
Learning Outcome: Micro-3: Discuss different types of market systems and the gains that can be made from trade
AACSB: Analytical thinking
Special Feature: None

Copyright © 2017 Pearson Education, Inc.

Access Complete Test Bank for Essentials of Economics 5th Hubbard

132) ***Refer to Table 2-4.*** Assume Dina's Diner only produces sliders and hot wings. A combination of 40 sliders and 25 hot wings would appear
A) along Dina's production possibilities frontier.
B) inside Dina's production possibilities frontier.
C) outside Dina's production possibilities frontier.
D) at the vertical intercept of Dina's production possibilities frontier.
Answer: B
Diff: 2 Page Ref: 43
Topic: Production Possibilities Frontiers
*: Recurring
Learning Outcome: Micro-3: Discuss different types of market systems and the gains that can be made from trade
AACSB: Analytical thinking
Special Feature: None

133) ***Refer to Table 2-4.*** Assume Dina's Diner only produces sliders and hot wings. A combination of 20 sliders and 60 hot wings would appear
A) along Dina's production possibilities frontier.
B) inside Dina's production possibilities frontier.
C) outside Dina's production possibilities frontier.
D) at the vertical intercept of Dina's production possibilities frontier.
Answer: B
Diff: 2 Page Ref: 43
Topic: Production Possibilities Frontiers
*: Recurring
Learning Outcome: Micro-3: Discuss different types of market systems and the gains that can be made from trade
AACSB: Analytical thinking
Special Feature: None

134) ***Refer to Table 2-4.*** Assume Dina's Diner only produces sliders and hot wings. A combination of 60 sliders and 50 hot wings would appear
A) along Dina's production possibilities frontier.
B) inside Dina's production possibilities frontier.
C) outside Dina's production possibilities frontier.
D) at the vertical intercept of Dina's production possibilities frontier.
Answer: C
Diff: 2 Page Ref: 43
Topic: Production Possibilities Frontiers
*: Recurring
Learning Outcome: Micro-3: Discuss different types of market systems and the gains that can be made from trade
AACSB: Analytical thinking
Special Feature: None

Copyright © 2017 Pearson Education, Inc.

Access Complete Test Bank for Essentials of Economics 5th Hubbard

135) ***Refer to Table 2-4.*** Assume Dina's Diner only produces sliders and hot wings. A combination of 50 sliders and 50 hot wings would appear
A) along Dina's production possibilities frontier.
B) inside Dina's production possibilities frontier.
C) outside Dina's production possibilities frontier.
D) at the vertical intercept of Dina's production possibilities frontier.
Answer: C
Diff: 2 Page Ref: 43
Topic: Production Possibilities Frontiers
*: Recurring
Learning Outcome: Micro-3: Discuss different types of market systems and the gains that can be made from trade
AACSB: Analytical thinking
Special Feature: None

136) ***Refer to Table 2-4.*** Dina faces _____ opportunity costs in the production of sliders and hot wings.
A) increasing
B) decreasing
C) constant
D) negative
Answer: C
Diff: 2 Page Ref: 43
Topic: Opportunity Cost
*: Recurring
Learning Outcome: Micro-3: Discuss different types of market systems and the gains that can be made from trade
AACSB: Analytical thinking
Special Feature: None

137) An outward shift of a nation's production possibilities frontier can occur due to
A) a reduction in unemployment.
B) a natural disaster like a hurricane or bad earthquake.
C) a change in the amounts of one good desired.
D) an increase in the labor force.
Answer: D
Diff: 2 Page Ref: 46
Topic: Economic Growth
*: Recurring
Learning Outcome: Micro-3: Discuss different types of market systems and the gains that can be made from trade
AACSB: Analytical thinking
Special Feature: None

Copyright © 2017 Pearson Education, Inc.

Access Complete Test Bank for Essentials of Economics 5th Hubbard

138) _____ a nation's production possibilities frontier represents economic growth.
A) An outward shift of
B) An inward shift of
C) Moving up along
D) Moving down along
Answer: A
Diff: 1 Page Ref: 46
Topic: Economic Growth
*: Recurring
Learning Outcome: Micro-3: Discuss different types of market systems and the gains that can be made from trade
AACSB: Analytical thinking
Special Feature: None

139) Economic growth is represented on a production possibilities frontier model by the production possibilities frontier
A) shifting outward.
B) shifting inward.
C) becoming steeper.
D) becoming flatter.
Answer: A
Diff: 1 Page Ref: 46
Topic: Economic Growth
*: Recurring
Learning Outcome: Micro-3: Discuss different types of market systems and the gains that can be made from trade
AACSB: Analytical thinking
Special Feature: None

140) Without technological advancement, how can a nation achieve economic growth?
A) by producing more high-value goods and fewer low-value goods
B) through an increase in supplies of factors of production
C) by producing more low-value goods and fewer high-value goods
D) by decreasing the size of the labor force
Answer: B
Diff: 2 Page Ref: 46
Topic: Economic Growth
*: Recurring
Learning Outcome: Micro-17: Explain the effects of the factors of production, factor demand, and factor supply and labor in factor markets
AACSB: Analytical thinking
Special Feature: None

Copyright © 2017 Pearson Education, Inc.

Access Complete Test Bank for Essentials of Economics 5th Hubbard

141) Which of the following would shift a nation's production possibilities frontier inward?
A) discovering a cheap way to convert sunshine into electricity
B) producing more capital equipment
C) an increase in the unemployment rate
D) a law requiring workers to retire at age 50
Answer: D
Diff: 2 Page Ref: 46
Topic: Economic Growth
*: Recurring
Learning Outcome: Micro-3: Discuss different types of market systems and the gains that can be made from trade
AACSB: Analytical thinking
Special Feature: None

142) The recession of 2007-2009 would most likely be represented in a production possibilities frontier graph by
A) a point inside the frontier.
B) a point outside the frontier.
C) a point on the frontier.
D) an intercept on either the vertical or the horizontal axis.
Answer: A
Diff: 2 Page Ref: 47
Topic: Economic Growth
*: Recurring
Learning Outcome: Micro-3: Discuss different types of market systems and the gains that can be made from trade
AACSB: Analytical thinking
Special Feature: None

143) Suppose there is some unemployment in the economy and society decides that it wants more of one good. Which of the following statements is *true*?
A) It is not possible to achieve this unless technology advances.
B) It can increase output without giving up another good by employing more resources.
C) It will have to increase resource supplies.
D) It will have to give up production and consumption of some other good.
Answer: B
Diff: 2 Page Ref: 47
Topic: Opportunity Cost
*: Recurring
Learning Outcome: Micro-3: Discuss different types of market systems and the gains that can be made from trade
AACSB: Analytical thinking
Special Feature: None

Copyright © 2017 Pearson Education, Inc.

Access Complete Test Bank for Essentials of Economics 5th Hubbard

144) If society decides it wants more of one good and _____, then it has to give up some of another good and incur some opportunity costs.
A) technology advances
B) resources are underutilized
C) all resources are fully utilized
D) new resources are discovered
Answer: C
Diff: 2 Page Ref: 47
Topic: Opportunity Cost
*: Recurring
Learning Outcome: Micro-20: Apply the concepts of opportunity cost, marginal analysis, and present value to make decisions
AACSB: Analytical thinking
Special Feature: None

145) According to the production possibilities model, if more resources are allocated to the production of physical and human capital, then all of the following are likely to happen *except*
A) fewer goods will be produced for consumption today.
B) the production possibilities frontier will be shift outward in the future.
C) future economic growth is enhanced.
D) the country's total production will fall.
Answer: D
Diff: 2 Page Ref: 47
Topic: Production Possibilities Frontiers
*: Recurring
Learning Outcome: Micro-3: Discuss different types of market systems and the gains that can be made from trade
AACSB: Analytical thinking
Special Feature: None

Copyright © 2017 Pearson Education, Inc.

Access Complete Test Bank for Essentials of Economics 5th Hubbard

Figure 2-10

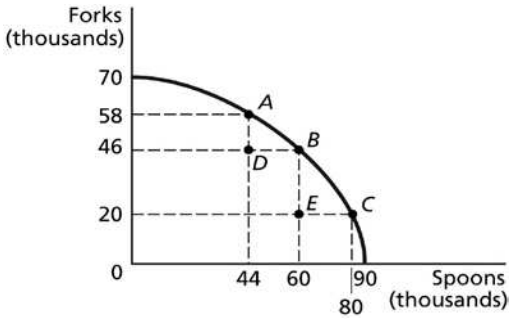

146) ***Refer to Figure 2-10.*** If the economy is currently producing at point *A*, what is the opportunity cost of moving to point *B*?
A) 16 thousand spoons
B) 12 thousand forks
C) 60 thousand spoons
D) 46 thousand forks
Answer: B
Diff: 1 Page Ref: 46
Topic: Opportunity Cost
*: Recurring
Learning Outcome: Micro-2: Interpret and analyze information presented in different types of graphs
AACSB: Analytical thinking
Special Feature: None

147) ***Refer to Figure 2-10.*** If the economy is currently producing at point *C*, what is the opportunity cost of moving to point *B*?
A) 20 thousand spoons
B) 26 thousand forks
C) 40 thousand spoons
D) 46 thousand forks
Answer: A
Diff: 1 Page Ref: 46
Topic: Opportunity Cost
*: Recurring
Learning Outcome: Micro-2: Interpret and analyze information presented in different types of graphs
AACSB: Analytical thinking
Special Feature: None

Copyright © 2017 Pearson Education, Inc.

Access Complete Test Bank for Essentials of Economics 5th Hubbard

148) ***Refer to Figure 2-10.*** If the economy is currently producing at point *D*, what is the opportunity cost of moving to point *B*?
A) 16 thousand spoons
B) 46 thousand forks
C) 60 thousand spoons
D) 0 forks
Answer: D
Diff: 1 Page Ref: 46
Topic: Opportunity Cost
*: Recurring
Learning Outcome: Micro-2: Interpret and analyze information presented in different types of graphs
AACSB: Analytical thinking
Special Feature: None

149) ***Refer to Figure 2-10.*** If the economy is currently producing at point *E*, what is the opportunity cost of moving to point *B*?
A) 26 thousand forks
B) 20 thousand forks
C) 60 thousand spoons
D) 0 spoons
Answer: D
Diff: 1 Page Ref: 46
Topic: Opportunity Cost
*: Recurring
Learning Outcome: Micro-2: Interpret and analyze information presented in different types of graphs
AACSB: Analytical thinking
Special Feature: None

150) ***Refer to Figure 2-10.*** If the economy is currently producing at point *E*, what is the opportunity cost of moving to point *D*?
A) 26 thousand forks
B) 20 thousand forks
C) 16 thousand spoons
D) 0 spoons
Answer: C
Diff: 1 Page Ref: 46
Topic: Opportunity Cost
*: Recurring
Learning Outcome: Micro-2: Interpret and analyze information presented in different types of graphs
AACSB: Analytical thinking
Special Feature: None

Copyright © 2017 Pearson Education, Inc.

Access Complete Test Bank for Essentials of Economics 5th Hubbard

151) A student comments to his roommate that the only way he will be able to pass his final exams is to not sleep for the next three days. This statement suggests that
A) students are more concerned about good grades than good health.
B) society should value sleep more highly than good grades.
C) there is a trade-off between studying and sleep.
D) society should value good grades more highly than sleep because students can catch up on their sleep once final exams are over.
Answer: C
Diff: 2 Page Ref: 46
Topic: Opportunity Cost
*: Recurring
Learning Outcome: Micro-3: Discuss different types of market systems and the gains that can be made from trade
AACSB: Analytical thinking
Special Feature: None

152) Suppose your expenses for this term are as follows: tuition: $5,000, room and board: $3,000, books and other educational supplies: $500. Further, during the term, you can only work part-time and earn $4,000 instead of your full-time salary of $10,000. What is the opportunity cost of going to college this term, assuming that your room and board expenses would be the same even if you did not go to college?
A) $5,500
B) $8,500
C) $11,500
D) $14,500
Answer: C
Diff: 3 Page Ref: 46
Topic: Opportunity Cost
*: Recurring
Learning Outcome: Micro-20: Apply the concepts of opportunity cost, marginal analysis, and present value to make decisions
AACSB: Analytical thinking
Special Feature: None

153) The opportunity cost of taking an on-line history class is
A) the knowledge and enjoyment you receive from taking the class.
B) the value of the time spent on line.
C) equal to the highest value of an alternative use of the time and money spent on the class.
D) zero because there is no classroom time involved if you are enrolled in the course.
E) the cost of tuition and fees only.
Answer: C
Diff: 2 Page Ref: 46
Topic: Opportunity Cost
*: Recurring
Learning Outcome: Micro-20: Apply the concepts of opportunity cost, marginal analysis, and present value to make decisions
AACSB: Analytical thinking
Special Feature: None

Copyright © 2017 Pearson Education, Inc.

Access Complete Test Bank for Essentials of Economics 5th Hubbard

154) Horatio can produce either a combination of 15 bird houses and 25 wind chimes or a combination of 30 bird houses and 15 wind chimes. If he now produces 30 bird houses and 15 wind chimes, what is the opportunity cost of producing an additional 10 wind chimes?
A) 2 bird houses
B) 15 bird houses
C) 30 bird houses
D) 45 bird houses
Answer: B
Diff: 2 Page Ref: 43
Topic: Opportunity Cost
*: Recurring
Learning Outcome: Micro-3: Discuss different types of market systems and the gains that can be made from trade
AACSB: Analytical thinking
Special Feature: None

Table 2-5

Production choices for Nadia's Neckware

Choice	Quantity of Ascots Produced	Quantity of Bow Ties Produced
A	32	0
B	24	6
C	16	12
D	8	18
E	0	24

155) ***Refer to Table 2-5***. Assume Nadia's Neckware only produces ascots and bow ties. A combination of 8 ascots and 18 bow ties would appear
A) along Nadia's production possibilities frontier.
B) inside Nadia's production possibilities frontier.
C) outside Nadia's production possibilities frontier.
D) at the horizontal intercept of Nadia's production possibilities frontier.
Answer: A
Diff: 2 Page Ref: 43
Topic: Production Possibilities Frontiers
*: Recurring
Learning Outcome: Micro-3: Discuss different types of market systems and the gains that can be made from trade
AACSB: Analytical thinking
Special Feature: None

Copyright © 2017 Pearson Education, Inc.

Access Complete Test Bank for Essentials of Economics 5th Hubbard

156) ***Refer to Table 2-5***. Assume Nadia's Neckware only produces ascots and bow ties. A combination of 16 ascots and 6 bow ties would appear
A) along Nadia's production possibilities frontier.
B) inside Nadia's production possibilities frontier.
C) outside Nadia's production possibilities frontier.
D) at the horizontal intercept of Nadia's production possibilities frontier.
Answer: B
Diff: 2 Page Ref: 43
Topic: Production Possibilities Frontiers
*: Recurring
Learning Outcome: Micro-3: Discuss different types of market systems and the gains that can be made from trade
AACSB: Analytical thinking
Special Feature: None

157) ***Refer to Table 2-5***. Assume Nadia's Neckware only produces ascots and bow ties. A combination of 24 ascots and 12 bow ties would appear
A) along Nadia's production possibilities frontier.
B) inside Nadia's production possibilities frontier.
C) outside Nadia's production possibilities frontier.
D) at the horizontal intercept of Nadia's production possibilities frontier.
Answer: C
Diff: 2 Page Ref: 43
Topic: Production Possibilities Frontiers
*: Recurring
Learning Outcome: Micro-3: Discuss different types of market systems and the gains that can be made from trade
AACSB: Analytical thinking
Special Feature: None

158) ***Refer to Table 2-5***. Assume Nadia's Neckties only produces ascots and bow ties. Nadia faces _____ opportunity costs in the production of ascots and bow ties.
A) increasing
B) decreasing
C) constant
D) negative
Answer: C
Diff: 2 Page Ref: 43
Topic: Opportunity Cost
*: Recurring
Learning Outcome: Micro-3: Discuss different types of market systems and the gains that can be made from trade
AACSB: Analytical thinking
Special Feature: None

Copyright © 2017 Pearson Education, Inc.

Access Complete Test Bank for Essentials of Economics 5th Hubbard

159) An inward shift of the production possibilities frontier represents
A) positive economic growth.
B) negative economic growth.
C) a rise in the unemployment rate.
D) technological improvement.
Answer: B
Diff: 2 Page Ref: 47
Topic: Economic Growth
*: Recurring
Learning Outcome: Micro-17: Explain the effects of the factors of production, factor demand, and factor supply and labor in factor markets
AACSB: Analytical thinking
Special Feature: None

160) Which of the following would shift a nation's production possibilities frontier outward?
A) discovering a more efficient process to desalinate water
B) an increase in the minimum wage
C) a decrease in the unemployment rate
D) more restrictive immigration policies
Answer: A
Diff: 2 Page Ref: 47
Topic: Economic Growth
*: Recurring
Learning Outcome: Micro-3: Discuss different types of market systems and the gains that can be made from trade
AACSB: Analytical thinking
Special Feature: None

161) Suppose your expenses for this term are as follows: tuition: $9,000, room and board: $1,500, books and other educational supplies: $1,000. Further, during the term, you can only work part-time and earn $3,000 instead of your full-time salary of $8,000. What is the opportunity cost of going to college this term, assuming that your room and board expenses would be the same even if you did not go to college?
A) $10,000
B) $13,000
C) $15,000
D) $18,000
Answer: C
Diff: 3 Page Ref: 43
Topic: Opportunity Cost
*: Recurring
Learning Outcome: Micro-20: Apply the concepts of opportunity cost, marginal analysis, and present value to make decisions
AACSB: Analytical thinking
Special Feature: None

Copyright © 2017 Pearson Education, Inc.

Access Complete Test Bank for Essentials of Economics 5th Hubbard

162) A decrease in the unemployment rate may be represented as a movement from a point on the production possibilities frontier to a point outside the frontier.
Answer: FALSE
Diff: 2 Page Ref: 47
Topic: Economic Growth
*: Recurring
Learning Outcome: Micro-3: Discuss different types of market systems and the gains that can be made from trade.
AACSB: Analytical thinking
Special Feature: None

163) If a country is producing efficiently and is on the production possibilities frontier, the only way to produce more of one good is to produce less of the other.
Answer: TRUE
Diff: 2 Page Ref: 43
Topic: Opportunity Cost
*: Recurring
Learning Outcome: Micro-3: Discuss different types of market systems and the gains that can be made from trade.
AACSB: Analytical thinking
Special Feature: None

164) Consider a country that produces only two goods: kayaks and coconuts. Suppose it is possible for this country to increase its production of kayaks without producing fewer coconuts. In this case, its current output combination is efficient.
Answer: FALSE
Diff: 2 Page Ref: 42
Topic: Production Possibilities Frontiers
*: Recurring
Learning Outcome: Micro-3: Discuss different types of market systems and the gains that can be made from trade.
AACSB: Analytical thinking
Special Feature: None

165) Any output combination outside a production possibilities frontier is associated with unused or underutilized resources.
Answer: FALSE
Diff: 2 Page Ref: 43
Topic: Production Possibilities Frontiers
*: Recurring
Learning Outcome: Micro-3: Discuss different types of market systems and the gains that can be made from trade.
AACSB: Analytical thinking
Special Feature: None

166) An increase in the labor force shifts the production possibilities frontier inwards over time.
Answer: FALSE
Diff: 2 Page Ref: 47
Topic: Economic Growth
*: Recurring
Learning Outcome: Micro-3: Discuss different types of market systems and the gains that can be made from trade.
AACSB: Analytical thinking
Special Feature: None

Copyright © 2017 Pearson Education, Inc.

Access Complete Test Bank for Essentials of Economics 5th Hubbard

167) If additional units of a good could be produced at a constant opportunity cost, the production possibilities frontier would be bowed outward (concave).
Answer: FALSE
Diff: 2 Page Ref: 46
Topic: Opportunity Cost
*: Recurring
Learning Outcome: Micro-3: Discuss different types of market systems and the gains that can be made from trade.
AACSB: Analytical thinking
Special Feature: None

168) On a diagram of a production possibilities frontier, opportunity cost is represented by the production possibilities frontier shifting outward.
Answer: FALSE
Diff: 2 Page Ref: 46
Topic: Opportunity Cost
*: Recurring
Learning Outcome: Micro-3: Discuss different types of market systems and the gains that can be made from trade.
AACSB: Analytical thinking
Special Feature: None

169) To increase gas mileage, automobile manufacturers make cars small and light. Large cars absorb more of the impact of an accident than small cars but yield lower gas mileage. These facts suggest that a negative relationship exists between safety and gas mileage.
Answer: TRUE
Diff: 2 Page Ref: 46
Topic: Production Possibilities Frontiers
Learning Outcome: Micro-3: Discuss different types of market systems and the gains that can be made from trade.
AACSB: Analytical thinking
Special Feature: Economics in Your Life: The Trade-offs When You Buy a Car

170) An increase in the unemployment rate may be represented as a movement from a point on the production possibilities frontier to a different point on the frontier.
Answer: FALSE
Diff: 2 Page Ref: 47
Topic: Economic Growth
*: Recurring
Learning Outcome: Micro-3: Discuss different types of market systems and the gains that can be made from trade.
AACSB: Analytical thinking
Special Feature: None

171) If a country is producing efficiently and is on the production possibilities frontier, the country can produce more of one good without producing less of the other good.
Answer: FALSE
Diff: 2 Page Ref: 47
Topic: Economic Growth
*: Recurring
Learning Outcome: Micro-3: Discuss different types of market systems and the gains that can be made from trade.
AACSB: Analytical thinking
Special Feature: None

Copyright © 2017 Pearson Education, Inc.

Access Complete Test Bank for Essentials of Economics 5th Hubbard

172) Consider a country that produces only two goods: parrots and iguanas. Suppose it is impossible for this country to increase its production of parrots without producing fewer iguanas. In this case, its current output combination is efficient.
Answer: TRUE
Diff: 2 Page Ref: 43
Topic: Production Possibilities Frontiers
*: Recurring
Learning Outcome: Micro-3: Discuss different types of market systems and the gains that can be made from trade.
AACSB: Analytical thinking
Special Feature: None

173) Any output combination along a production possibilities frontier is associated with fully utilized resources.
Answer: TRUE
Diff: 2 Page Ref: 43
Topic: Production Possibilities Frontiers
*: Recurring
Learning Outcome: Micro-3: Discuss different types of market systems and the gains that can be made from trade.
AACSB: Analytical thinking
Special Feature: None

174) A decrease in population shifts the production possibilities frontier outwards over time.
Answer: FALSE
Diff: 2 Page Ref: 47
Topic: Economic Growth
*: Recurring
Learning Outcome: Micro-3: Discuss different types of market systems and the gains that can be made from trade.
AACSB: Analytical thinking
Special Feature: None

175) If additional units of a good could be produced at an increasing opportunity cost, the production possibilities frontier would be linear.
Answer: FALSE
Diff: 2 Page Ref: 46
Topic: Opportunity Cost
*: Recurring
Learning Outcome: Micro-3: Discuss different types of market systems and the gains that can be made from trade.
AACSB: Analytical thinking
Special Feature: None

176) On a diagram of a production possibilities frontier, economic growth is represented by the slope of the production possibilities frontier.
Answer: FALSE
Diff: 2 Page Ref: 43
Topic: Opportunity Cost
*: Recurring
Learning Outcome: Micro-3: Discuss different types of market systems and the gains that can be made from trade.
AACSB: Analytical thinking
Special Feature: None

Copyright © 2017 Pearson Education, Inc.

Access Complete Test Bank for Essentials of Economics 5th Hubbard

177) An increase in the unemployment rate may be represented as a movement from a point on the production possibilities frontier to a point inside the frontier.
Answer: TRUE
Diff: 2 Page Ref: 47
Topic: Economic Growth
*: Recurring
Learning Outcome: Micro-3: Discuss different types of market systems and the gains that can be made from trade
AACSB: Analytical thinking
Special Feature: None

178) If a country is producing efficiently and is on the production possibilities frontier, the only way to produce more of one good is with an advance in technology.
Answer: FALSE
Diff: 1 Page Ref: 47
Topic: Economic Growth
*: Recurring
Learning Outcome: Micro-3: Discuss different types of market systems and the gains that can be made from trade
AACSB: Analytical thinking
Special Feature: None

179) Consider a country that produces only two goods: pineapples and tractors. Suppose it is possible for this country to increase its production of pineapples without producing fewer tractors. In this case, its current output combination is inefficient.
Answer: TRUE
Diff: 2 Page Ref: 43
Topic: Production Possibilities Frontiers
*: Recurring
Learning Outcome: Micro-3: Discuss different types of market systems and the gains that can be made from trade
AACSB: Analytical thinking
Special Feature: None

180) Any output combination inside a production possibilities frontier is associated with unused or underutilized resources.
Answer: TRUE
Diff: 1 Page Ref: 43
Topic: Production Possibilities Frontiers
*: Recurring
Learning Outcome: Micro-3: Discuss different types of market systems and the gains that can be made from trade
AACSB: Analytical thinking
Special Feature: None

181) An increase in population shifts the production possibilities frontier inwards over time.
Answer: FALSE
Diff: 1 Page Ref: 47
Topic: Economic Growth
*: Recurring
Learning Outcome: Micro-3: Discuss different types of market systems and the gains that can be made from trade
AACSB: Analytical thinking
Special Feature: None

Copyright © 2017 Pearson Education, Inc.

Access Complete Test Bank for Essentials of Economics 5th Hubbard

182) If additional units of a good could be produced at a constant opportunity cost, the production possibilities frontier would be linear.
Answer: TRUE
Diff: 2 Page Ref: 43
Topic: Opportunity Cost
*: Recurring
Learning Outcome: Micro-3: Discuss different types of market systems and the gains that can be made from trade
AACSB: Analytical thinking
Special Feature: None

183) On a diagram of a production possibilities frontier, opportunity cost is represented by the slope of the production possibilities frontier.
Answer: TRUE
Diff: 2 Page Ref: 43
Topic: Opportunity Cost
*: Recurring
Learning Outcome: Micro-3: Discuss different types of market systems and the gains that can be made from trade
AACSB: Analytical thinking
Special Feature: None

184) To increase gas mileage, automobile manufacturers make cars small and light. Large cars absorb more of the impact of an accident than small cars but yield lower gas mileage. These facts suggest that a positive relationship exists between safety and gas mileage.
Answer: FALSE
Diff: 2 Page Ref: 43
Topic: Production Possibilities Frontiers
Learning Outcome: Micro-3: Discuss different types of market systems and the gains that can be made from trade
AACSB: Analytical thinking
Special Feature: Economics in Your Life: The Trade-offs When You Buy a Car

185) A decrease in the unemployment rate may be represented as a movement from a point inside the production possibilities frontier to a point on the frontier.
Answer: TRUE
Diff: 2 Page Ref: 47
Topic: Economic Growth
*: Recurring
Learning Outcome: Micro-3: Discuss different types of market systems and the gains that can be made from trade
AACSB: Analytical thinking
Special Feature: None

186) If a country is producing efficiently and is on the production possibilities frontier, producing more of one good would result in a movement along the frontier.
Answer: TRUE
Diff: 1 Page Ref: 43
Topic: Opportunity Cost
*: Recurring
Learning Outcome: Micro-3: Discuss different types of market systems and the gains that can be made from trade
AACSB: Analytical thinking
Special Feature: None

Copyright © 2017 Pearson Education, Inc.

Access Complete Test Bank for Essentials of Economics 5th Hubbard

187) Consider a country that produces only two goods: bird feeders and binoculars. Suppose it is possible for this country to increase its production of bird feeders without producing fewer binoculars. In this case, its current output combination is inefficient.
Answer: TRUE
Diff: 2 Page Ref: 43
Topic: Production Possibilities Frontiers
*: Recurring
Learning Outcome: Micro-3: Discuss different types of market systems and the gains that can be made from trade
AACSB: Analytical thinking
Special Feature: None

188) Any output combination along a production possibility frontier is associated with overused or unattainable resources.
Answer: FALSE
Diff: 1 Page Ref: 43
Topic: Production Possibilities Frontiers
*: Recurring
Learning Outcome: Micro-3: Discuss different types of market systems and the gains that can be made from trade
AACSB: Analytical thinking
Special Feature: None

189) A decrease in the labor force shifts the production possibilities frontier inwards over time.
Answer: TRUE
Diff: 1 Page Ref: 47
Topic: Economic Growth
*: Recurring
Learning Outcome: Micro-3: Discuss different types of market systems and the gains that can be made from trade
AACSB: Analytical thinking
Special Feature: None

190) If additional units of a good are produced at an increasing opportunity cost, the production possibilities frontier would be bowed outward (concave).
Answer: TRUE
Diff: 2 Page Ref: 46
Topic: Opportunity Cost
*: Recurring
Learning Outcome: Micro-3: Discuss different types of market systems and the gains that can be made from trade
AACSB: Analytical thinking
Special Feature: None

191) On a diagram of a production possibilities frontier, economic decline (negative growth) is represented by the production possibilities frontier shifting inward.
Answer: TRUE
Diff: 2 Page Ref: 47
Topic: Economic Growth
*: Recurring
Learning Outcome: Micro-3: Discuss different types of market systems and the gains that can be made from trade
AACSB: Analytical thinking
Special Feature: None

Copyright © 2017 Pearson Education, Inc.

Access Complete Test Bank for Essentials of Economics 5th Hubbard

192) What is meant by the term opportunity cost?
Answer: Opportunity cost is the highest-valued alternative that must be given up to engage in an activity.
Diff: 2 Page Ref: 43
Topic: Opportunity Cost
*: Recurring
Learning Outcome: Micro-3: Discuss different types of market systems and the gains that can be made from trade.
AACSB: Analytical thinking
Special Feature: None

193) What is economic growth?
Answer: Economic growth refers to the ability of the economy to increase the production of goods and services.
Diff: 2 Page Ref: 47
Topic: Economic Growth
*: Recurring
Learning Outcome: Micro-3: Discuss different types of market systems and the gains that can be made from trade.
AACSB: Analytical thinking
Special Feature: None

194) What is a production possibilities frontier? What do points along the frontier represent? What do points inside and outside the frontier represent?
Answer: A production possibilities frontier is a curve showing the maximum attainable combinations of two products that may be produced with available resources and current technology. Points along a production possibilities frontier are attainable with the resources available and are efficient. Points inside the frontier are attainable but inefficient. Points outside the frontier are unattainable.
Diff: 2 Page Ref: 42-43
Topic: Production Possibilities Frontiers
*: Recurring
Learning Outcome: Micro-3: Discuss different types of market systems and the gains that can be made from trade.
AACSB: Analytical thinking
Special Feature: None

195) What shape does a production possibilities frontier take if it displays increasing opportunity costs? What shape does a production possibilities frontier take if it displays constant opportunity costs? Which shape is most common in production situations?
Answer: A production possibilities frontier which displays increasing opportunity costs is bowed outward. A production possibilities frontier which displays constant opportunity costs is linear. A bowed-out production possibilities frontier is most common in production situations.
Diff: 2 Page Ref: 46
Topic: Opportunity Cost
*: Recurring
Learning Outcome: Micro-3: Discuss different types of market systems and the gains that can be made from trade.
AACSB: Analytical thinking
Special Feature: None

Copyright © 2017 Pearson Education, Inc.

Access Complete Test Bank for Essentials of Economics 5th Hubbard

196) a. Draw a production possibilities frontier for a country that produces two goods, beer and pretzels. Assume that resources are equally suited to both tasks.
b. Define opportunity costs.
c. Use your production possibilities frontier graph to demonstrate the principle of opportunity costs.
Answer:
a. The PPF is linear to reflect the fact that resources are equally suited to both tasks.

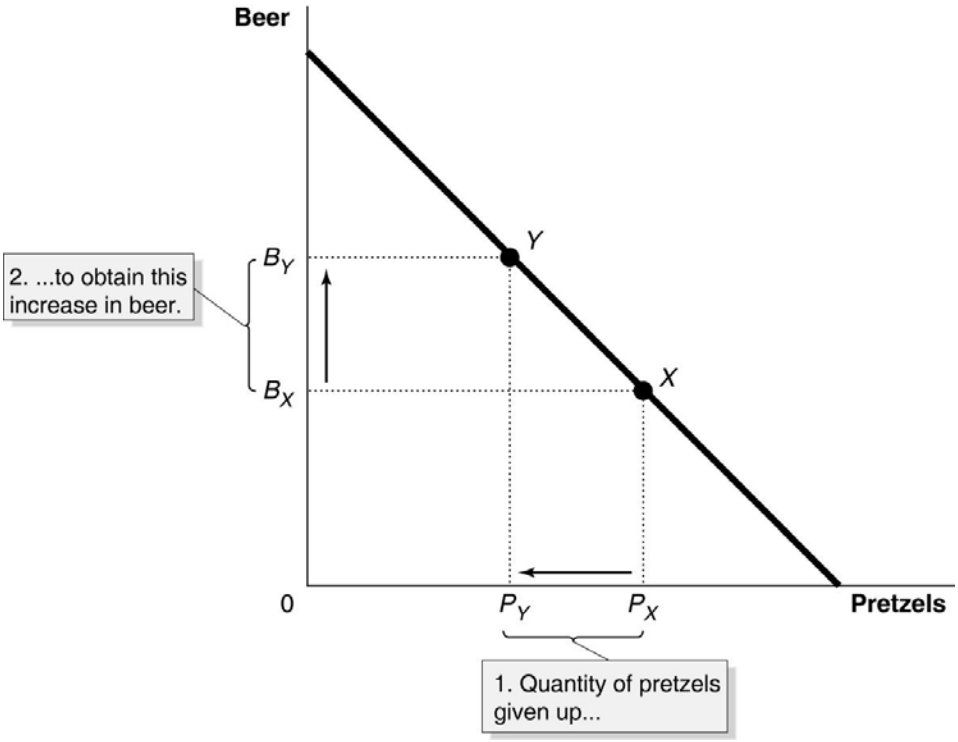

b. Opportunity cost is defined as the highest-valued alternative that must be forgone by taking an action.
c. In the PPF graph in part (a), suppose the country is currently producing at point *X* and wishes to move to point *Y* so that it can produce more beer. The only way it can obtain more beer is to give up some amount of pretzels.
Diff: 2 Page Ref: 43
Topic: Production Possibilities Frontiers
*: Recurring
Learning Outcome: Micro-2: Interpret and analyze information presented in different types of graphs.
AACSB: Analytical thinking
Special Feature: None

Copyright © 2017 Pearson Education, Inc.

Access Complete Test Bank for Essentials of Economics 5th Hubbard

Table 2-6

Possible Output Combinations	Apples (thousands of pounds)	Pears (thousands of pounds)
A	70	0
B	60	20
C	50	36
D	40	48
E	30	56
F	20	60
G	10	63
H	0	65

197) ***Refer to Table 2-6.*** The Fruit Farm produces only apples and pears. The table above shows the maximum possible output combinations of the two fruits using all resources and currently available technology.

a. Graph The Fruit Farm's production possibilities frontier. Put apples on the horizontal axis and pears on the vertical axis. Be sure to identify the output combination points on your diagram.
b. Suppose The Fruit Farm is currently producing at point *D*. What is the opportunity cost of producing an additional 8,000 pounds of pears?
c. Suppose The Fruit Farm is currently producing at point *D*. What happens to the opportunity cost of producing more and more pears? Does it increase, decrease, or remain constant? Explain your answer.
d. Suppose The Fruit Farm is currently producing at point G. What happens to the opportunity cost of producing more and more apples? Does it increase, decrease, or remain constant? Explain your answer.
e. Suppose The Fruit Farm is plagued by the apple maggot infestation which destroys apple trees but not pear trees. Show in a graph what happens to its PPF.
Answer:
a.

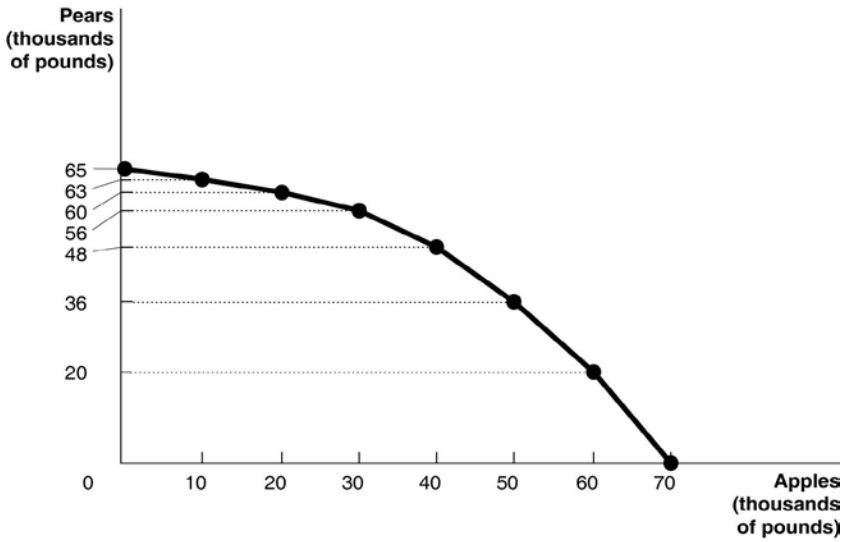

b. 10,000 pounds of apples

Copyright © 2017 Pearson Education, Inc.

Access Complete Test Bank for Essentials of Economics 5th Hubbard

c. It increases. For example to move to *E*, The Fruit Farm has to give up 10,000 pounds of apples to produce an additional 8,000 pounds of pears. For each additional 10,000 pounds of apples foregone, the payoff in terms of pears gets progressively smaller.
d. It increases. Each time it wants to produce an additional 10,000 pounds of apples, more and more pears must be given up.
e.

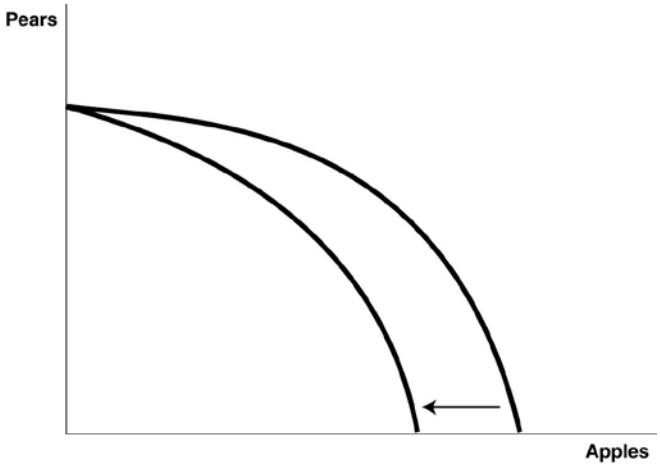

Diff: 3 Page Ref: 44-45
Topic: Production Possibilities Frontiers
Learning Outcome: Micro-3: Discuss different types of market systems and the gains that can be made from trade.
AACSB: Analytical thinking
Special Feature: Solved Problem: Drawing a Production Possibilities Frontier for Tesla Motors

Copyright © 2017 Pearson Education, Inc.

Access Complete Test Bank for Essentials of Economics 5th Hubbard

Table 2-7

Possible Output Combinations	Shrimp (thousands of pounds)	Oysters (thousands of pounds)
A	35	0
B	30	20
C	25	35
D	20	47
E	15	57
F	10	64
G	5	68
H	0	70

198) ***Refer to Table 2-7.*** The Shellfish Shack produces only shrimp and oysters. The table above shows the maximum possible output combinations of the two types of shellfish using all resources and currently available technology.

a. Suppose The Shellfish Shack is currently producing at point *E*. What is the opportunity cost of producing an additional 11,000 pounds of oysters?
b. Suppose The Shellfish Shack is currently producing at point *E*. What happens to the opportunity cost of producing more and more shrimp? Does it increase, decrease, or remain constant? Explain your answer.
c. Suppose The Shellfish Shack is currently producing at point B. What happens to the opportunity cost of producing more and more oysters? Does it increase, decrease, or remain constant? Explain your answer.
d. Suppose The Shellfish Shack is plagued by a disease which destroys oyster beds but not shrimp habitats. What would happen to its PPF?
Answer:
a. 10,000 pounds of shrimp
b. It increases. For example to move to *D*, The Shellfish Shack has to give up 10,000 pounds of oysters to produce an additional 5,000 pounds of shrimp. For each additional 5,000 pounds of shrimp produced, more and more oysters must be given up.
c. It increases. Each time it gives up 5,000 pounds of shrimp, fewer and fewer oysters can be produced.
d. Its PPF would rotate inward, with maximum shrimp production staying the same but maximum oyster production being reduced.
Diff: 3 Page Ref: 44-45
Topic: Production Possibilities Frontiers
Learning Outcome: Micro-3: Discuss different types of market systems and the gains that can be made from trade.
AACSB: Analytical thinking
Special Feature: Solved Problem: Drawing a Production Possibilities Frontier for Tesla Motors

Copyright © 2017 Pearson Education, Inc.

Access Complete Test Bank for Essentials of Economics 5th Hubbard

199) What causes a production possibilities frontier to shift outward?
Answer: A production possibilities curve shifts outward with economic growth, which occurs with an increase in resources or a positive technology change.
Diff: 2 Page Ref: 47
Topic: Economic Growth
*: Recurring
Learning Outcome: Micro-3: Discuss different types of market systems and the gains that can be made from trade
AACSB: Analytical thinking
Special Feature: None

200) What causes a production possibilities frontier to shift inward?
Answer: A production possibilities curve shifts inward with economic decline, or negative growth. This occurs with a decrease in resources or a negative technology change.
Diff: 2 Page Ref: 47
Topic: Production Possibilities Frontiers
*: Recurring
Learning Outcome: Micro-3: Discuss different types of market systems and the gains that can be made from trade
AACSB: Analytical thinking
Special Feature: None

201) How are efficiency and inefficiency represented on a production possibilities frontier?
Answer: Efficiency is represented by points along the production possibilities frontier. Inefficiency is represented by points inside the production possibilities frontier.
Diff: 2 Page Ref: 42-43
Topic: Production Possibilities Frontiers
*: Recurring
Learning Outcome: Micro-3: Discuss different types of market systems and the gains that can be made from trade
AACSB: Analytical thinking
Special Feature: None

202) What does the term "increasing marginal opportunity cost" mean? How are increasing marginal opportunity costs represented on a bowed out production possibilities frontier?
Answer: Increasing marginal opportunity costs means that as more and more of a product is made, the opportunity cost of making each additional unit rises. They are represented by moving down a bowed out production possibilities frontier.
Diff: 2 Page Ref: 46
Topic: Opportunity Cost
*: Recurring
Learning Outcome: Micro-3: Discuss different types of market systems and the gains that can be made from trade
AACSB: Analytical thinking
Special Feature: None

Copyright © 2017 Pearson Education, Inc.

Access Complete Test Bank for Essentials of Economics 5th Hubbard

203) a. Draw a production possibilities frontier for a country that produces two goods, wine and cheese. Assume that resources are not equally suited to both tasks.
b. Define opportunity costs.
c. Use your production possibilities frontier graph to demonstrate the principle of opportunity costs.
Answer:
a. The PPF is concave (bowed away from the origin) to reflect the fact that resources are not equally suited to both tasks.

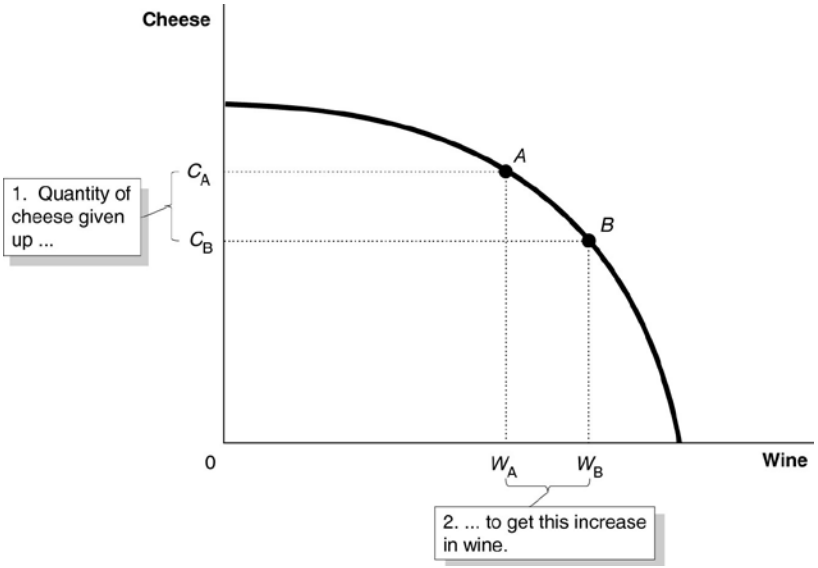

b. Opportunity cost is defined as the highest valued alternative that must be forgone by taking an action.
c. In the PPF graph in part (a), suppose the country is currently producing at point *A* and wishes to move to point *B* so that it can produce more wine. The only way it can obtain more wine is to give up some amount of cheese.
Diff: 2 Page Ref: 46
Topic: Production Possibilities Frontiers
*: Recurring
Learning Outcome: Micro-2: Interpret and analyze information presented in different types of graphs
AACSB: Analytical thinking
Special Feature: None

Copyright © 2017 Pearson Education, Inc.

Access Complete Test Bank for Essentials of Economics 5th Hubbard

Table 2-8

Possible Output Combinations	Cashews (thousands of pounds)	Almonds (thousands of pounds)
A	35	0
B	30	20
C	25	35
D	20	47
E	15	57
F	10	64
G	5	68
H	0	70

204) ***Refer to Table 2-8.*** The Nut House produces only cashews and almonds. The table above shows the maximum possible output combinations of the two nuts using all resources and currently available technology.

a. Graph The Nut House's production possibilities frontier. Put almonds on the horizontal axis and cashews on the vertical axis. Be sure to identify the output combination points on your diagram.
b. Suppose The Nut House is currently producing at point *C*. What is the opportunity cost of producing an additional 12,000 pounds of almonds?
c. Suppose The Nut House is currently producing at point *C*. What happens to the opportunity cost of producing more and more almonds? Does it increase, decrease or remain constant? Explain your answer.
d. Suppose The Nut House is currently producing at point F. What happens to the opportunity cost of producing more and more cashews? Does it increase, decrease or remain constant? Explain your answer.
e. Suppose The Nut House is plagued by a variety of white root-rot disease, which destroys cashew trees but not almond trees. Show in a graph what happens to its PPF.
Answer:
a.

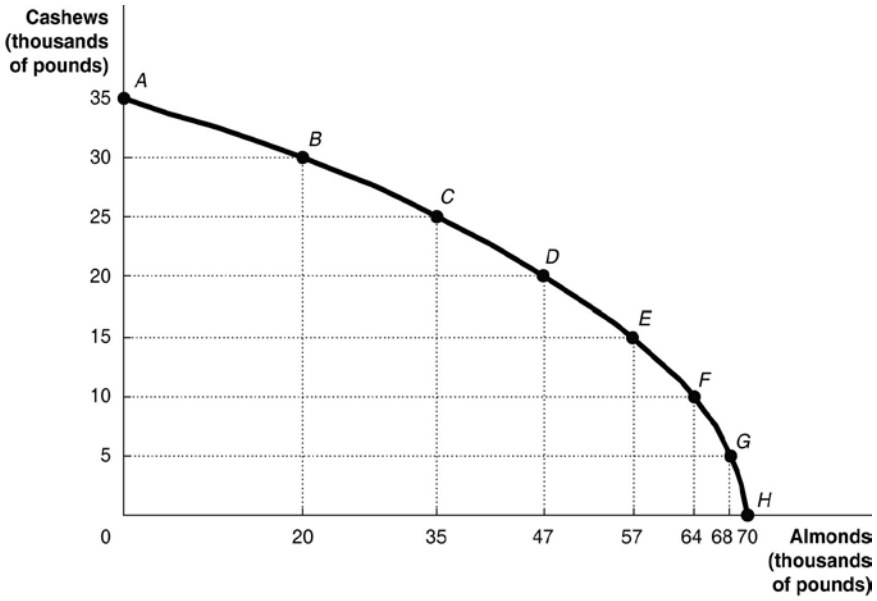

Copyright © 2017 Pearson Education, Inc.

Access Complete Test Bank for Essentials of Economics 5th Hubbard

b. 5,000 pounds of cashews
c. It increases. For example to move to *D*, The Nut House has to give up 5,000 pounds of cashews to produce an additional 10,000 pounds of almonds. For each additional 5,000 pounds of cashews foregone, the payoff in terms of almonds gets progressively smaller.
d. It increases. Each time it wants to produce an additional 5,000 pounds of cashews, more and more almonds must be given up.
e.

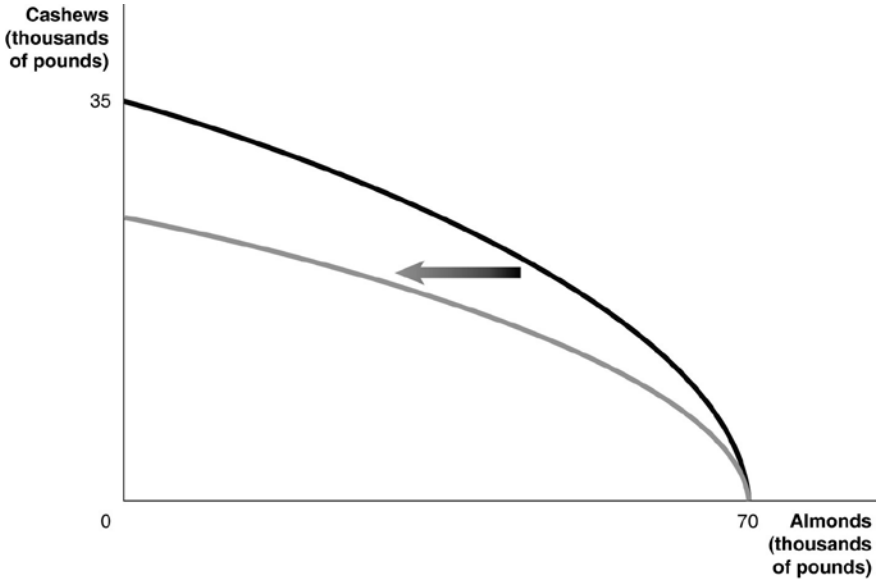

Diff: 3 Page Ref: 44-45
Topic: Production Possibilities Frontiers
Learning Outcome: Micro-3: Discuss different types of market systems and the gains that can be made from trade
AACSB: Analytical thinking
Special Feature: Solved Problem: Drawing a Production Possibilities Frontier for Tesla Motors

2.2 Comparative Advantage and Trade

1) You have an absolute advantage whenever you
A) are better educated than someone else.
B) can produce more of something than others with the same resources.
C) prefer to do one particular activity.
D) can produce something at a lower opportunity cost than others.
Answer: B
Diff: 1 Page Ref: 50
Topic: Absolute Advantage
*: Recurring
Learning Outcome: Micro-3: Discuss different types of market systems and the gains that can be made from trade.
AACSB: Analytical thinking
Special Feature: None

Copyright © 2017 Pearson Education, Inc.

Access Complete Test Bank for Essentials of Economics 5th Hubbard

Table 2-9

	Serena	Haley
Bracelets	8	9
Necklaces	16	12

Table 2-9 shows the output per week of two jewelers, Serena and Haley. They can either devote their time to making bracelets or making necklaces.

2) ***Refer to Table 2-9.*** Which of the following statements is *true*?
A) Haley has an absolute advantage in making both products.
B) Serena has an absolute advantage in making both products.
C) Haley has an absolute advantage in making bracelets and Serena in making necklaces.
D) Haley has an absolute advantage in making necklaces and Serena in making bracelets.
Answer: C
Diff: 1 Page Ref: 50
Topic: Absolute Advantage
*: Recurring
Learning Outcome: Micro-3: Discuss different types of market systems and the gains that can be made from trade.
AACSB: Analytical thinking
Special Feature: None

3) ***Refer to Table 2-9.*** What is Haley's opportunity cost of making a bracelet?
A) 3/4 of a bracelet
B) 3 bracelets
C) 1 1/3 necklaces
D) 2 necklaces
Answer: C
Diff: 2 Page Ref: 50
Topic: Opportunity Cost
*: Recurring
Learning Outcome: Micro-20: Apply the concepts of opportunity cost, marginal analysis, and present value to make decisions.
AACSB: Analytical thinking
Special Feature: None

4) ***Refer to Table 2-9.*** What is Haley's opportunity cost of making a necklace?
A) 3/4 of a bracelet
B) 3 bracelets
C) 1 1/3 necklaces
D) 2 necklaces
Answer: A
Diff: 2 Page Ref: 50
Topic: Opportunity Cost
*: Recurring
Learning Outcome: Micro-20: Apply the concepts of opportunity cost, marginal analysis, and present value to make decisions.
AACSB: Analytical thinking
Special Feature: None

Copyright © 2017 Pearson Education, Inc.

Access Complete Test Bank for Essentials of Economics 5th Hubbard

5) ***Refer to Table 2-9.*** What is Serena's opportunity cost of making a bracelet?
A) 2 necklaces
B) 1/2 of a bracelet
C) 1/2 of a necklace
D) 3/4 of a bracelet
Answer: A
Diff: 2 Page Ref: 50
Topic: Opportunity Cost
*: Recurring
Learning Outcome: Micro-20: Apply the concepts of opportunity cost, marginal analysis, and present value to make decisions.
AACSB: Analytical thinking
Special Feature: None

6) ***Refer to Table 2-9.*** What is Serena's opportunity cost of making a necklace?
A) 2 necklaces
B) 1/2 of a bracelet
C) 1/2 of a necklace
D) 3/4 of a bracelet
Answer: B
Diff: 2 Page Ref: 50
Topic: Opportunity Cost
*: Recurring
Learning Outcome: Micro-20: Apply the concepts of opportunity cost, marginal analysis, and present value to make decisions.
AACSB: Analytical thinking
Special Feature: None

7) ***Refer to Table 2-9.*** Which of the following statements is *true*?
A) Haley has a comparative advantage in making both products.
B) Serena has a comparative advantage in making both products.
C) Haley has a comparative advantage in making bracelets and Serena in making necklaces.
D) Haley has a comparative advantage in making necklaces and Serena in making bracelets.
Answer: C
Diff: 3 Page Ref: 50
Topic: Comparative Advantage
*: Recurring
Learning Outcome: Micro-3: Discuss different types of market systems and the gains that can be made from trade.
AACSB: Analytical thinking
Special Feature: None

Copyright © 2017 Pearson Education, Inc.

Access Complete Test Bank for Essentials of Economics 5th Hubbard

Table 2-10

	Fred	Barney
Pogo Sticks	24	28
Unicycles	8	14

Table 2-10 shows the output per month of two people, Fred and Barney. They can either devote their time to making pogo sticks or making unicycles.

8) ***Refer to Table 2-10.*** Which of the following statements is *true*?
A) Fred has an absolute advantage in making both products.
B) Barney has an absolute advantage in making both products.
C) Barney has an absolute advantage in making pogo sticks and Fred in making unicycles.
D) Barney has an absolute advantage in making unicycles and Fred in making pogo sticks.
Answer: B
Diff: 1 Page Ref: 50
Topic: Absolute Advantage
*: Recurring
Learning Outcome: Micro-3: Discuss different types of market systems and the gains that can be made from trade.
AACSB: Analytical thinking
Special Feature: None

9) ***Refer to Table 2-10.*** What is Fred's opportunity cost of making a pogo stick?
A) 1/3 of a unicycle
B) 3 unicycles
C) 6/7 of a pogo stick
D) 1/2 of a unicycle
Answer: A
Diff: 2 Page Ref: 50
Topic: Opportunity Cost
*: Recurring
Learning Outcome: Micro-3: Discuss different types of market systems and the gains that can be made from trade.
AACSB: Analytical thinking
Special Feature: None

10) ***Refer to Table 2-10.*** What is Fred's opportunity cost of making a unicycle?
A) 1/3 of a pogo stick
B) 3 pogo sticks
C) 1/2 of a unicycle
D) 1.3 pogo sticks
Answer: B
Diff: 2 Page Ref: 50
Topic: Opportunity Cost
*: Recurring
Learning Outcome: Micro-3: Discuss different types of market systems and the gains that can be made from trade.
AACSB: Analytical thinking
Special Feature: None

Copyright © 2017 Pearson Education, Inc.

Access Complete Test Bank for Essentials of Economics 5th Hubbard

11) ***Refer to Table 2-10.*** What is Barney's opportunity cost of making a pogo stick?
A) 1/2 of a unicycle
B) 2 unicycles
C) 1/3 of a unicycle
D) 1.4 pogo sticks
Answer: A
Diff: 2 Page Ref: 50
Topic: Opportunity Cost
*: Recurring
Learning Outcome: Micro-3: Discuss different types of market systems and the gains that can be made from trade.
AACSB: Analytical thinking
Special Feature: None

12) ***Refer to Table 2-10.*** What is Barney's opportunity cost of making a unicycle?
A) 1/2 of a pogo stick
B) 2 pogo sticks
C) 1.75 unicycles
D) 2.8 pogo sticks
Answer: B
Diff: 2 Page Ref: 50
Topic: Opportunity Cost
*: Recurring
Learning Outcome: Micro-3: Discuss different types of market systems and the gains that can be made from trade.
AACSB: Analytical thinking
Special Feature: None

13) ***Refer to Table 2-10.*** Which of the following statements is *true*?
A) Fred has a comparative advantage in making both products.
B) Barney has a comparative advantage in making both products.
C) Barney has a comparative advantage in making pogo sticks and Fred in making unicycles.
D) Barney has a comparative advantage in making unicycles and Fred in making pogo sticks.
Answer: D
Diff: 3 Page Ref: 50
Topic: Comparative Advantage
*: Recurring
Learning Outcome: Micro-3: Discuss different types of market systems and the gains that can be made from trade.
AACSB: Analytical thinking
Special Feature: None

14) Comparative advantage means the ability to produce a good or service
A) at a lower selling price than any other producer.
B) at a lower opportunity cost than any other producer.
C) of a higher quality than any other producer.
D) at a higher profit level than any other producer.
Answer: B
Diff: 1 Page Ref: 50
Topic: Comparative Advantage
*: Recurring
Learning Outcome: Micro-3: Discuss different types of market systems and the gains that can be made from trade.
AACSB: Analytical thinking
Special Feature: None

Copyright © 2017 Pearson Education, Inc.

Access Complete Test Bank for Essentials of Economics 5th Hubbard

15) Specializing in the production of a good or service in which one has a comparative advantage enables a country to do all of the following *except*
A) engage in mutually beneficial trade with other nations.
B) increase the variety of products that it can consume with no increase in resources.
C) consume a combination of goods that lies outside its own production possibilities frontier.
D) produce a combination of goods that lies outside its own production possibilities frontier.
Answer: D
Diff: 3 Page Ref: 50
Topic: Comparative Advantage
*: Recurring
Learning Outcome: Micro-3: Discuss different types of market systems and the gains that can be made from trade.
AACSB: Analytical thinking
Special Feature: None

16) For each bottle of wine that Italy produces, it gives up the opportunity to make 10 pounds of cheese. France can produce 1 bottle of wine for every 25 pounds of cheese it produces. Which of the following is *true* about the comparative advantage between the two countries?
A) Italy has the comparative advantage in cheese.
B) Italy has the comparative advantage in wine.
C) France has the comparative advantage in wine and cheese.
D) France has the comparative advantage in wine.
Answer: B
Diff: 2 Page Ref: 50
Topic: Comparative Advantage
*: Recurring
Learning Outcome: Micro-3: Discuss different types of market systems and the gains that can be made from trade.
AACSB: Analytical thinking
Special Feature: None

Copyright © 2017 Pearson Education, Inc.

Access Complete Test Bank for Essentials of Economics 5th Hubbard

Figure 2-11

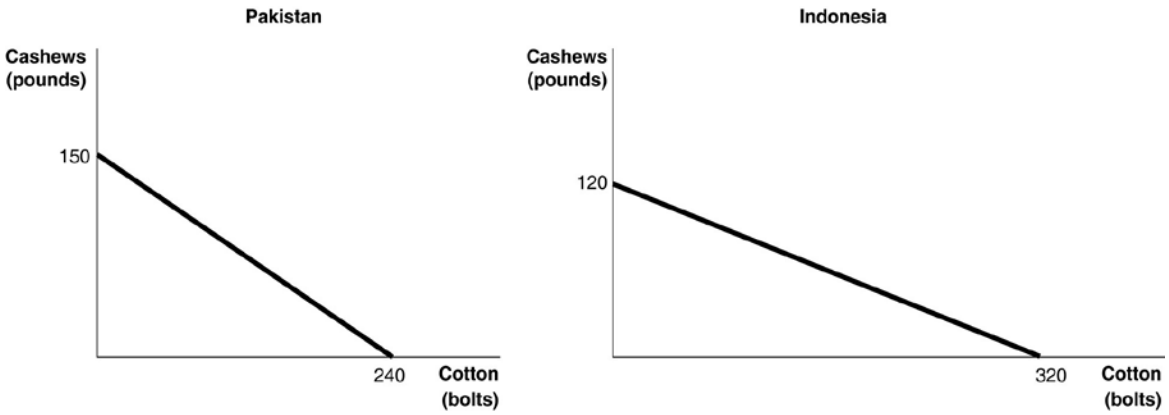

Figure 2-11 shows the production possibilities frontiers for Pakistan and Indonesia. Each country produces two goods, cotton and cashews.

17) ***Refer to Figure 2-11.*** What is the opportunity cost of producing 1 bolt of cotton in Pakistan?
A) 3/8 of a pound of cashews
B) 5/8 of a pound of cashews
C) 1 3/5 pounds of cashews
D) 150 pounds of cashews
Answer: B
Diff: 2 Page Ref: 50
Topic: Opportunity Cost
*: Recurring
Learning Outcome: Micro-20: Apply the concepts of opportunity cost, marginal analysis, and present value to make decisions.
AACSB: Analytical thinking
Special Feature: None

18) ***Refer to Figure 2-11.*** What is the opportunity cost of producing 1 bolt of cotton in Indonesia?
A) 3/8 of a pound of cashews
B) 5/8 of a pound of cashews
C) 2 2/3 pounds of cashews
D) 120 pounds of cashews
Answer: A
Diff: 2 Page Ref: 50
Topic: Opportunity Cost
*: Recurring
Learning Outcome: Micro-20: Apply the concepts of opportunity cost, marginal analysis, and present value to make decisions.
AACSB: Analytical thinking
Special Feature: None

Copyright © 2017 Pearson Education, Inc.

Access Complete Test Bank for Essentials of Economics 5th Hubbard

19) ***Refer to Figure 2-11.*** What is the opportunity cost of producing 1 pound of cashews in Pakistan?
A) 3/8 of a bolt of cotton
B) 5/8 of a bolt of cotton
C) 1 3/5 bolts of cotton
D) 240 bolts of cotton
Answer: C
Diff: 2 Page Ref: 50
Topic: Opportunity Cost
*: Recurring
Learning Outcome: Micro-20: Apply the concepts of opportunity cost, marginal analysis, and present value to make decisions.
AACSB: Analytical thinking
Special Feature: None

20) ***Refer to Figure 2-11.*** What is the opportunity cost of producing 1 pound of cashews in Indonesia?
A) 3/8 of a bolt of cotton
B) 5/8 of a bolt of cotton
C) 2 2/3 bolts of cotton
D) 320 bolts of cotton
Answer: C
Diff: 2 Page Ref: 50
Topic: Opportunity Cost
*: Recurring
Learning Outcome: Micro-20: Apply the concepts of opportunity cost, marginal analysis, and present value to make decisions.
AACSB: Analytical thinking
Special Feature: None

21) ***Refer to Figure 2-11.*** Which country has a comparative advantage in the production of cotton?
A) Indonesia
B) They have equal productive abilities.
C) Pakistan
D) neither country
Answer: A
Diff: 2 Page Ref: 50
Topic: Comparative Advantage
*: Recurring
Learning Outcome: Micro-3: Discuss different types of market systems and the gains that can be made from trade.
AACSB: Analytical thinking
Special Feature: None

Copyright © 2017 Pearson Education, Inc.

Access Complete Test Bank for Essentials of Economics 5th Hubbard

22) ***Refer to Figure 2-11.*** Which country has a comparative advantage in the production of cashews?
A) Indonesia
B) They have equal productive abilities.
C) Pakistan
D) neither country
Answer: C
Diff: 2 Page Ref: 50
Topic: Comparative Advantage
*: Recurring
Learning Outcome: Micro-3: Discuss different types of market systems and the gains that can be made from trade.
AACSB: Analytical thinking
Special Feature: None

23) ***Refer to Figure 2-11.*** If the two countries have the same amount of resources and the same technological knowledge, which country has an absolute advantage in the production of cotton?
A) Indonesia
B) They have the same advantage.
C) Pakistan
D) cannot be determined
Answer: A
Diff: 2 Page Ref: 50
Topic: Absolute Advantage
*: Recurring
Learning Outcome: Micro-3: Discuss different types of market systems and the gains that can be made from trade.
AACSB: Analytical thinking
Special Feature: None

Copyright © 2017 Pearson Education, Inc.

Access Complete Test Bank for Essentials of Economics 5th Hubbard

Figure 2-12

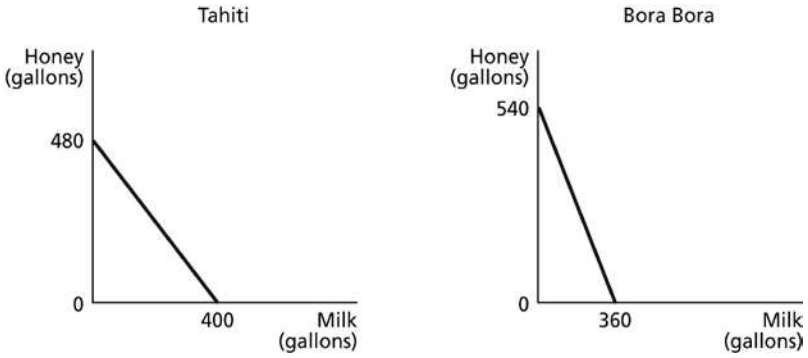

Figure 2-12 shows the production possibilities frontiers for Tahiti and Bora Bora. Each country produces two goods, milk and honey.

24) ***Refer to Figure 2-12.*** What is the opportunity cost of producing one gallon of milk in Tahiti?
A) 1/2 of a gallon of honey
B) 5/6 of a gallon of honey
C) 1.2 gallons of honey
D) 1.5 gallons of honey
Answer: C
Diff: 2 Page Ref: 50
Topic: Opportunity Cost
*: Recurring
Learning Outcome: Micro-3: Discuss different types of market systems and the gains that can be made from trade.
AACSB: Analytical thinking
Special Feature: None

25) ***Refer to Figure 2-12.*** What is the opportunity cost of producing one gallon of milk in Bora Bora?
A) 2/3 of a gallon of honey
B) 0.8 gallons of honey
C) 1.125 gallons of honey
D) 1.5 gallons of honey
Answer: D
Diff: 2 Page Ref: 50
Topic: Opportunity Cost
*: Recurring
Learning Outcome: Micro-3: Discuss different types of market systems and the gains that can be made from trade.
AACSB: Analytical thinking
Special Feature: None

Copyright © 2017 Pearson Education, Inc.

Access Complete Test Bank for Essentials of Economics 5th Hubbard

26) ***Refer to Figure 2-12.*** What is the opportunity cost of producing one gallon of honey in Tahiti?
A) 5/6 of a gallon of milk
B) 0.9 gallons of milk
C) 1.2 gallons of milk
D) 1 1/3 gallons of milk
Answer: A
Diff: 2 Page Ref: 50
Topic: Opportunity Cost
*: Recurring
Learning Outcome: Micro-3: Discuss different types of market systems and the gains that can be made from trade.
AACSB: Analytical thinking
Special Feature: None

27) ***Refer to Figure 2-12.*** What is the opportunity cost of producing one gallon of honey in Bora Bora?
A) 2/3 of a gallon of milk
B) 0.9 gallons of milk
C) 1 1/3 gallons of milk
D) 1.5 gallons of milk
Answer: A
Diff: 2 Page Ref: 50
Topic: Opportunity Cost
*: Recurring
Learning Outcome: Micro-3: Discuss different types of market systems and the gains that can be made from trade.
AACSB: Analytical thinking
Special Feature: None

28) ***Refer to Figure 2-12.*** Which country has a comparative advantage in the production of milk?
A) Bora Bora
B) They have equal productive abilities.
C) Tahiti
D) neither country
Answer: C
Diff: 2 Page Ref: 50
Topic: Comparative Advantage
*: Recurring
Learning Outcome: Micro-3: Discuss different types of market systems and the gains that can be made from trade.
AACSB: Analytical thinking
Special Feature: None

29) ***Refer to Figure 2-12.*** Which country has a comparative advantage in the production of honey?
A) Bora Bora
B) They have equal productive abilities.
C) Tahiti
D) neither country
Answer: A
Diff: 2 Page Ref: 50
Topic: Comparative Advantage
*: Recurring
Learning Outcome: Micro-3: Discuss different types of market systems and the gains that can be made from trade.
AACSB: Analytical thinking
Special Feature: None

Copyright © 2017 Pearson Education, Inc.

Access Complete Test Bank for Essentials of Economics 5th Hubbard

30) ***Refer to Figure 2-12.*** If the two countries have the same amount of resources and the same technological knowledge, which country has an absolute advantage in the production of milk?
A) Bora Bora
B) They have the same advantage.
C) Tahiti
D) cannot be determined
Answer: C
Diff: 2 Page Ref: 50
Topic: Absolute Advantage
*: Recurring
Learning Outcome: Micro-3: Discuss different types of market systems and the gains that can be made from trade.
AACSB: Analytical thinking
Special Feature: None

31) Which of the following statements is *true*?
A) Individuals who have never been the best at doing anything cannot have a comparative advantage in producing any product.
B) Individuals who have never been the best at doing anything can still have a comparative advantage in producing some product.
C) Individuals who have never been the best at doing anything perform all tasks at a higher opportunity cost than others.
D) Individuals who have never been the best at doing anything must have an absolute advantage in at least ones task.
Answer: B
Diff: 2 Page Ref: 50
Topic: Comparative Advantage
*: Recurring
Learning Outcome: Micro-3: Discuss different types of market systems and the gains that can be made from trade.
AACSB: Analytical thinking
Special Feature: None

Copyright © 2017 Pearson Education, Inc.

Access Complete Test Bank for Essentials of Economics 5th Hubbard

Table 2-11

	One Digital Camera	Wheat (per pound)
China	100 hours	4 hours
South Korea	60 hours	3 hours

Table 2-11 shows the number of labor hours required to produce a digital camera and a pound of wheat in China and South Korea.

32) ***Refer to Table 2-11***. Does either China or South Korea have an absolute advantage and if so, in what product?
A) South Korea only has an absolute advantage in wheat.
B) China only has an absolute advantage in wheat.
C) South Korea has an absolute advantage in both products.
D) China only has an absolute advantage in digital cameras.
Answer: C
Diff: 2 Page Ref: 52-53
Topic: Absolute Advantage
Learning Outcome: Micro-3: Discuss different types of market systems and the gains that can be made from trade.
AACSB: Analytical thinking
Special Feature: Solved Problem: Comparative Advantage and the Gains from Trade

33) ***Refer to Table 2-11.*** What is China's opportunity cost of producing one digital camera?
A) 0.04 pounds of wheat
B) 4 pounds of wheat
C) 25 pounds of wheat
D) 40 pounds of wheat
Answer: C
Diff: 2 Page Ref: 52-53
Topic: Opportunity Cost
Learning Outcome: Micro-20: Apply the concepts of opportunity cost, marginal analysis, and present value to make decisions.
AACSB: Analytical thinking
Special Feature: Solved Problem: Comparative Advantage and the Gains from Trade

34) ***Refer to Table 2-11.*** What is South Korea's opportunity cost of producing one digital camera?
A) 0.05 pounds of wheat
B) 20 pounds of wheat
C) 25 pounds of wheat
D) 60 pounds of wheat
Answer: B
Diff: 2 Page Ref: 52-53
Topic: Opportunity Cost
Learning Outcome: Micro-20: Apply the concepts of opportunity cost, marginal analysis, and present value to make decisions.
AACSB: Analytical thinking
Special Feature: Solved Problem: Comparative Advantage and the Gains from Trade

Copyright © 2017 Pearson Education, Inc.

Access Complete Test Bank for Essentials of Economics 5th Hubbard

35) ***Refer to Table 2-11.*** What is China's opportunity cost of producing one pound of wheat?
A) 0.04 units of a digital camera
B) 4 digital cameras
C) 25 digital cameras
D) 40 digital cameras
Answer: A
Diff: 2 Page Ref: 52-53
Topic: Opportunity Cost
Learning Outcome: Micro-20: Apply the concepts of opportunity cost, marginal analysis, and present value to make decisions.
AACSB: Analytical thinking
Special Feature: Solved Problem: Comparative Advantage and the Gains from Trade

36) ***Refer to Table 2-11.*** What is South Korea's opportunity cost of producing one pound of wheat?
A) 60 digital cameras
B) 20 digital cameras
C) 5 digital cameras
D) 0.05 units of a digital camera
Answer: D
Diff: 2 Page Ref: 52-53
Topic: Opportunity Cost
Learning Outcome: Micro-20: Apply the concepts of opportunity cost, marginal analysis, and present value to make decisions.
AACSB: Analytical thinking
Special Feature: Solved Problem: Comparative Advantage and the Gains from Trade

37) ***Refer to Table 2-11.*** China has a comparative advantage in the production of
A) wheat.
B) digital cameras.
C) both products.
D) neither product.
Answer: A
Diff: 2 Page Ref: 52-53
Topic: Comparative Advantage
Learning Outcome: Micro-3: Discuss different types of market systems and the gains that can be made from trade.
AACSB: Analytical thinking
Special Feature: Solved Problem: Comparative Advantage and the Gains from Trade

38) ***Refer to Table 2-11.*** South Korea has a comparative advantage in the production of
A) wheat.
B) digital cameras.
C) both products.
D) neither product.
Answer: B
Diff: 2 Page Ref: 52-53
Topic: Comparative Advantage
Learning Outcome: Micro-3: Discuss different types of market systems and the gains that can be made from trade.
AACSB: Analytical thinking
Special Feature: Solved Problem: Comparative Advantage and the Gains from Trade

Copyright © 2017 Pearson Education, Inc.

Access Complete Test Bank for Essentials of Economics 5th Hubbard

39) ***Refer to Table 2-11.*** If the two countries specialize and trade, who should export wheat?
A) There is no basis for trade between the two countries.
B) China
C) South Korea
D) They should both be exporting wheat.
Answer: B
Diff: 2 Page Ref: 52-53
Topic: Specialization
Learning Outcome: Micro-3: Discuss different types of market systems and the gains that can be made from trade.
AACSB: Analytical thinking
Special Feature: Solved Problem: Comparative Advantage and the Gains from Trade

40) ***Refer to Table 2-11.*** If the two countries specialize and trade, who should export digital cameras?
A) There is no basis for trade between the two countries.
B) China
C) South Korea
D) They should both be importing digital cameras.
Answer: C
Diff: 2 Page Ref: 52-53
Topic: Specialization
Learning Outcome: Micro-3: Discuss different types of market systems and the gains that can be made from trade.
AACSB: Analytical thinking
Special Feature: Solved Problem: Comparative Advantage and the Gains from Trade

Table 2-12

	One Canoe	**One Sailboat**
Guatemala	10 hours	60 hours
Honduras	15 hours	75 hours

Table 2-12 shows the number of labor hours required to produce a canoe and a sailboat in Guatemala and Honduras.

41) ***Refer to Table 2-12.*** Does either Guatemala or Honduras have an absolute advantage and if so, in what product?
A) Guatemala only has an absolute advantage in producing canoes.
B) Honduras only has an absolute advantage in producing canoes.
C) Guatemala has an absolute advantage in producing both products.
D) Honduras only has an absolute advantage in producing sailboats.
Answer: C
Diff: 2 Page Ref: 52-53
Topic: Absolute Advantage
Learning Outcome: Micro-3: Discuss different types of market systems and the gains that can be made from trade.
AACSB: Analytical thinking
Special Feature: Solved Problem: Comparative Advantage and the Gains from Trade

Copyright © 2017 Pearson Education, Inc.

Access Complete Test Bank for Essentials of Economics 5th Hubbard

42) ***Refer to Table 2-12.*** What is Honduras's opportunity cost of producing one sailboat?
A) 1/5 of a canoe
B) 1.5 canoes
C) 4 canoes
D) 5 canoes
Answer: D
Diff: 2 Page Ref: 52-53
Topic: Opportunity Cost
Learning Outcome: Micro-3: Discuss different types of market systems and the gains that can be made from trade.
AACSB: Analytical thinking
Special Feature: Solved Problem: Comparative Advantage and the Gains from Trade

43) ***Refer to Table 2-12.*** What is Guatemala's opportunity cost of producing one sailboat?
A) 1/6 of a canoe
B) 2/3 of a canoe
C) 3 canoes
D) 6 canoes
Answer: D
Diff: 2 Page Ref: 52-53
Topic: Opportunity Cost
Learning Outcome: Micro-3: Discuss different types of market systems and the gains that can be made from trade.
AACSB: Analytical thinking
Special Feature: Solved Problem: Comparative Advantage and the Gains from Trade

44) ***Refer to Table 2-12.*** What is Honduras's opportunity cost of producing one canoe?
A) 1/5 of a sailboat
B) 1.5 sailboats
C) 5 sailboats
D) 6 sailboats
Answer: A
Diff: 2 Page Ref: 52-53
Topic: Opportunity Cost
Learning Outcome: Micro-3: Discuss different types of market systems and the gains that can be made from trade.
AACSB: Analytical thinking
Special Feature: Solved Problem: Comparative Advantage and the Gains from Trade

45) ***Refer to Table 2-12.*** What is Guatemala's opportunity cost of producing one canoe?
A) 1/6 of a sailboat
B) 2/3 of a sailboat
C) 6 sailboats
D) 7.5 sailboats
Answer: A
Diff: 2 Page Ref: 52-53
Topic: Opportunity Cost
Learning Outcome: Micro-3: Discuss different types of market systems and the gains that can be made from trade.
AACSB: Analytical thinking
Special Feature: Solved Problem: Comparative Advantage and the Gains from Trade

Copyright © 2017 Pearson Education, Inc.

Access Complete Test Bank for Essentials of Economics 5th Hubbard

46) ***Refer to Table 2-12.*** Honduras has a comparative advantage in the production of
A) canoes.
B) sailboats.
C) both products.
D) neither product.
Answer: B
Diff: 2 Page Ref: 52-53
Topic: Comparative Advantage
Learning Outcome: Micro-3: Discuss different types of market systems and the gains that can be made from trade.
AACSB: Analytical thinking
Special Feature: Solved Problem: Comparative Advantage and the Gains from Trade

47) ***Refer to Table 2-12.*** Guatemala has a comparative advantage in the production of
A) canoes.
B) sailboats.
C) both products.
D) neither product.
Answer: A
Diff: 2 Page Ref: 52-53
Topic: Comparative Advantage
Learning Outcome: Micro-3: Discuss different types of market systems and the gains that can be made from trade.
AACSB: Analytical thinking
Special Feature: Solved Problem: Comparative Advantage and the Gains from Trade

48) ***Refer to Table 2-12.*** If the two countries specialize and trade, who should export sailboats?
A) There is no basis for trade between the two countries.
B) Guatemala
C) Honduras
D) They should both be importing sailboats.
Answer: C
Diff: 2 Page Ref: 52-53
Topic: Specialization
Learning Outcome: Micro-3: Discuss different types of market systems and the gains that can be made from trade.
AACSB: Analytical thinking
Special Feature: Solved Problem: Comparative Advantage and the Gains from Trade

49) ***Refer to Table 2-12.*** If the two countries specialize and trade, who should export canoes?
A) There is no basis for trade between the two countries.
B) Guatemala
C) Honduras
D) They should both be exporting canoes.
Answer: B
Diff: 2 Page Ref: 52-53
Topic: Specialization
Learning Outcome: Micro-3: Discuss different types of market systems and the gains that can be made from trade.
AACSB: Analytical thinking
Special Feature: Solved Problem: Comparative Advantage and the Gains from Trade

Copyright © 2017 Pearson Education, Inc.

Access Complete Test Bank for Essentials of Economics 5th Hubbard

50) If the best surgeon in town is also the best at cleaning swimming pools, then according to economic reasoning, this person should
A) pursue the activity he enjoys more.
B) specialize in cleaning swimming pools because it is more labor-intensive.
C) split his time evenly between being a surgeon and cleaning swimming pools.
D) specialize in being a surgeon because its opportunity cost is lower.
Answer: D
Diff: 1 Page Ref: 50
Topic: Specialization
*: Recurring
Learning Outcome: Micro-20: Apply the concepts of opportunity cost, marginal analysis, and present value to make decisions.
AACSB: Analytical thinking
Special Feature: None

51) Rayburn Reed is a highly talented photographer. He has chosen to specialize in photography because of all of the following *except*
A) he obviously has a comparative advantage in photography.
B) his opportunity cost of pursuing another career is very low.
C) for him, this is the most lucrative way to purchase the products that he wants to consume.
D) his photographs are highly esteemed by art lovers who are willing to pay very high prices.
Answer: B
Diff: 3 Page Ref: 50
Topic: Specialization
*: Recurring
Learning Outcome: Micro-20: Apply the concepts of opportunity cost, marginal analysis, and present value to make decisions.
AACSB: Analytical thinking
Special Feature: None

Table 2-13

	Tammi	**Horace**
Dogs Groomed	20	12
Cats Bathed	10	8

Table 2-13 shows the output per day of two pet groomers, Tammi and Horace. They can either devote their time to grooming dogs or bathing cats.

52) ***Refer to Table 2-13.*** Which of the following statements is *true*?
A) Horace has an absolute advantage in both tasks.
B) Tammi has an absolute advantage in both tasks.
C) Horace has an absolute advantage in dog grooming and Tammi in cat bathing.
D) Horace has an absolute advantage in cat bathing and Tammi in dog grooming.
Answer: B
Diff: 2 Page Ref: 50
Topic: Absolute Advantage
*: Recurring
Learning Outcome: Micro-3: Discuss different types of market systems and the gains that can be made from trade.
AACSB: Analytical thinking
Special Feature: None

Copyright © 2017 Pearson Education, Inc.

Access Complete Test Bank for Essentials of Economics 5th Hubbard

53) ***Refer to Table 2-13.*** What is Horace's opportunity cost of grooming a dog?
A) half a bathed cat
B) two bathed cats
C) two-thirds of a bathed cat
D) one and a half bathed cats
Answer: C
Diff: 2 Page Ref: 50
Topic: Opportunity Cost
*: Recurring
Learning Outcome: Micro-20: Apply the concepts of opportunity cost, marginal analysis, and present value to make decisions.
AACSB: Analytical thinking
Special Feature: None

54) ***Refer to Table 2-13.*** What is Horace's opportunity cost of bathing a cat?
A) half a groomed dog
B) two groomed dogs
C) two-thirds of a groomed dog
D) one and a half groomed dogs
Answer: D
Diff: 2 Page Ref: 50
Topic: Opportunity Cost
*: Recurring
Learning Outcome: Micro-20: Apply the concepts of opportunity cost, marginal analysis, and present value to make decisions.
AACSB: Analytical thinking
Special Feature: None

55) ***Refer to Table 2-13.*** What is Tammi's opportunity cost of grooming a dog?
A) half a bathed cat
B) two bathed cats
C) two-thirds of a bathed cat
D) one and a half bathed cats
Answer: A
Diff: 2 Page Ref: 50
Topic: Opportunity Cost
*: Recurring
Learning Outcome: Micro-20: Apply the concepts of opportunity cost, marginal analysis, and present value to make decisions.
AACSB: Analytical thinking
Special Feature: None

Copyright © 2017 Pearson Education, Inc.

Access Complete Test Bank for Essentials of Economics 5th Hubbard

56) ***Refer to Table 2-13.*** What is Tammi's opportunity cost of bathing a cat?
A) half a groomed dog
B) two groomed dogs
C) two-thirds of a groomed dog
D) one and a half groomed dogs
Answer: B
Diff: 2 Page Ref: 50
Topic: Opportunity Cost
*: Recurring
Learning Outcome: Micro-20: Apply the concepts of opportunity cost, marginal analysis, and present value to make decisions.
AACSB: Analytical thinking
Special Feature: None

57) ***Refer to Table 2-13.*** Which of the following statements is *true*?
A) Horace has a comparative advantage in both tasks.
B) Tammi has a comparative advantage in both tasks.
C) Horace has a comparative advantage in grooming dogs and Tammi in bathing cats.
D) Horace has a comparative advantage in bathing cats and Tammi in grooming dogs.
Answer: D
Diff: 3 Page Ref: 50
Topic: Comparative Advantage
*: Recurring
Learning Outcome: Micro-3: Discuss different types of market systems and the gains that can be made from trade.
AACSB: Analytical thinking
Special Feature: None

58) For each surfboard that Australia produces, it gives up the opportunity to make 25 boomerangs. New Zealand can produce 1 surfboard for every 15 boomerangs it produces. Which of the following is *true* about the comparative advantage between the two countries?
A) Australia has the comparative advantage in producing surfboards.
B) Australia has the comparative advantage in producing boomerangs.
C) New Zealand has the comparative advantage in producing surfboards and boomerangs.
D) New Zealand has the comparative advantage in producing boomerangs.
Answer: B
Diff: 2 Page Ref: 50
Topic: Comparative Advantage
*: Recurring
Learning Outcome: Micro-3: Discuss different types of market systems and the gains that can be made from trade.
AACSB: Analytical thinking
Special Feature: None

Copyright © 2017 Pearson Education, Inc.

Access Complete Test Bank for Essentials of Economics 5th Hubbard

Table 2-14

	One Motorcycle	One Guitar
Ireland	20 hours	4 hours
Scotland	8 hours	2 hours

Table 2-14 shows the number of labor hours required to produce a motorcycle and a guitar in Ireland and Scotland.

59) ***Refer to Table 2-14***. Does either Ireland or Scotland have an absolute advantage and if so, in what product?
A) Scotland only has an absolute advantage in producing guitars.
B) Ireland only has an absolute advantage in producing guitars.
C) Scotland has an absolute advantage in producing both products.
D) Ireland only has an absolute advantage in producing motorcycles.
Answer: C
Diff: 2 Page Ref: 50
Topic: Absolute Advantage
*: Recurring
Learning Outcome: Micro-3: Discuss different types of market systems and the gains that can be made from trade.
AACSB: Analytical thinking
Special Feature: None

60) ***Refer to Table 2-14.*** What is Ireland's opportunity cost of producing one motorcycle?
A) 0.2 guitar
B) 5 guitars
C) 8 guitars
D) 32 guitars
Answer: B
Diff: 2 Page Ref: 50
Topic: Opportunity Cost
*: Recurring
Learning Outcome: Micro-20: Apply the concepts of opportunity cost, marginal analysis, and present value to make decisions.
AACSB: Analytical thinking
Special Feature: None

61) ***Refer to Table 2-14.*** What is Scotland's opportunity cost of producing one motorcycle?
A) 0.25 guitar
B) 4 guitars
C) 12 guitars
D) 16 guitars
Answer: B
Diff: 2 Page Ref: 50
Topic: Opportunity Cost
*: Recurring
Learning Outcome: Micro-20: Apply the concepts of opportunity cost, marginal analysis, and present value to make decisions.
AACSB: Analytical thinking
Special Feature: None

Copyright © 2017 Pearson Education, Inc.

Access Complete Test Bank for Essentials of Economics 5th Hubbard

62) ***Refer to Table 2-14.*** What is Ireland's opportunity cost of producing one guitar?
A) 0.2 motorcycles
B) 5 motorcycles
C) 8 motorcycles
D) 32 motorcycles
Answer: A
Diff: 2 Page Ref: 50
Topic: Opportunity Cost
*: Recurring
Learning Outcome: Micro-20: Apply the concepts of opportunity cost, marginal analysis, and present value to make decisions.
AACSB: Analytical thinking
Special Feature: None

63) ***Refer to Table 2-14.*** What is Scotland's opportunity cost of producing one guitar?
A) 0.25 motorcycles
B) 4 motorcycles
C) 12 motorcycles
D) 16 motorcycles
Answer: A
Diff: 2 Page Ref: 50
Topic: Opportunity Cost
*: Recurring
Learning Outcome: Micro-20: Apply the concepts of opportunity cost, marginal analysis, and present value to make decisions.
AACSB: Analytical thinking
Special Feature: None

64) ***Refer to Table 2-14.*** Ireland has a comparative advantage in the production of
A) both products.
B) guitars.
C) motorcycles.
D) neither product.
Answer: B
Diff: 2 Page Ref: 50
Topic: Comparative Advantage
*: Recurring
Learning Outcome: Micro-3: Discuss different types of market systems and the gains that can be made from trade.
AACSB: Analytical thinking
Special Feature: None

Copyright © 2017 Pearson Education, Inc.

Access Complete Test Bank for Essentials of Economics 5th Hubbard

65) ***Refer to Table 2-14.*** Scotland has a comparative advantage in the production of
A) both products.
B) guitars.
C) motorcycles.
D) neither product.
Answer: C
Diff: 2 Page Ref: 50
Topic: Comparative Advantage
*: Recurring
Learning Outcome: Micro-3: Discuss different types of market systems and the gains that can be made from trade.
AACSB: Analytical thinking
Special Feature: None

66) ***Refer to Table 2-14.*** If the two countries specialize and trade, who should export guitars?
A) There is no basis for trade between the two countries.
B) Ireland
C) Scotland
D) They should both be exporting guitars.
Answer: B
Diff: 2 Page Ref: 50
Topic: Specialization
*: Recurring
Learning Outcome: Micro-3: Discuss different types of market systems and the gains that can be made from trade.
AACSB: Analytical thinking
Special Feature: None

67) ***Refer to Table 2-14.*** If the two countries specialize and trade, who should export motorcycles?
A) There is no basis for trade between the two countries.
B) Ireland
C) Scotland
D) They should both be importing motorcycles.
Answer: C
Diff: 2 Page Ref: 50
Topic: Specialization
*: Recurring
Learning Outcome: Micro-3: Discuss different types of market systems and the gains that can be made from trade.
AACSB: Analytical thinking
Special Feature: None

Copyright © 2017 Pearson Education, Inc.

Access Complete Test Bank for Essentials of Economics 5th Hubbard

68) As women's wages have risen relative to men's wages, the opportunity cost to women of doing housework has _____ than has the opportunity cost to men.
A) increased less
B) increased more
C) decreased more
D) decreased less
Answer: B
Diff: 2 Page Ref: 53-54
Topic: Opportunity Cost
*: Recurring
Learning Outcome: Micro-20: Apply the concepts of opportunity cost, marginal analysis, and present value to make decisions.
AACSB: Analytical thinking
Special Feature: Making the Connection: Comparative Advantage, Opportunity Cost, and Housework

69) If you can produce more of something than others with the same resources, you have
A) a comparative advantage.
B) an absolute advantage.
C) an efficient production system.
D) a free-market economy.
Answer: B
Diff: 1 Page Ref: 50
Topic: Absolute Advantage
*: Recurring
Learning Outcome: Micro-3: Discuss different types of market systems and the gains that can be made from trade
AACSB: Analytical thinking
Special Feature: None

Table 2-15

	George	Jack
Lawns Mowed	10	6
Gardens Cultivated	5	4

Table 2-15 shows the output per day of two gardeners, George and Jack. They can either devote their time to mowing lawns or cultivating gardens.

70) ***Refer to Table 2-15.*** Which of the following statements is *true*?
A) Jack has an absolute advantage in both tasks.
B) George has an absolute advantage in both tasks.
C) Jack has an absolute advantage in lawn mowing and George in garden cultivating.
D) Jack has an absolute advantage in garden cultivating and George in lawn mowing.
Answer: B
Diff: 1 Page Ref: 50
Topic: Absolute Advantage
*: Recurring
Learning Outcome: Micro-3: Discuss different types of market systems and the gains that can be made from trade
AACSB: Analytical thinking
Special Feature: None

Copyright © 2017 Pearson Education, Inc.

Access Complete Test Bank for Essentials of Economics 5th Hubbard

71) ***Refer to Table 2-15.*** What is Jack's opportunity cost of mowing a lawn?
A) one-half of a garden cultivated
B) two lawns mowed
C) two-thirds of a garden cultivated
D) one and a half lawns mowed
Answer: C
Diff: 2 Page Ref: 50
Topic: Opportunity Cost
*: Recurring
Learning Outcome: Micro-20: Apply the concepts of opportunity cost, marginal analysis, and present value to make decisions
AACSB: Analytical thinking
Special Feature: None

72) ***Refer to Table 2-15.*** What is Jack's opportunity cost of cultivating a garden?
A) one-half of a garden cultivated
B) two lawns mowed
C) two-thirds of a garden cultivated.
D) one and a half lawns mowed
Answer: D
Diff: 2 Page Ref: 50
Topic: Opportunity Cost
*: Recurring
Learning Outcome: Micro-20: Apply the concepts of opportunity cost, marginal analysis, and present value to make decisions
AACSB: Analytical thinking
Special Feature: None

73) ***Refer to Table 2-15.*** What is George's opportunity cost of mowing a lawn?
A) one-half of a garden cultivated
B) two lawns mowed
C) two-thirds of a garden cultivated.
D) one and a half lawns mowed
Answer: A
Diff: 2 Page Ref: 50
Topic: Opportunity Cost
*: Recurring
Learning Outcome: Micro-20: Apply the concepts of opportunity cost, marginal analysis, and present value to make decisions
AACSB: Analytical thinking
Special Feature: None

Copyright © 2017 Pearson Education, Inc.

Access Complete Test Bank for Essentials of Economics 5th Hubbard

74) ***Refer to Table 2-15.*** What is George's opportunity cost of cultivating a garden?
A) one-half of a garden cultivated
B) two lawns mowed
C) two-thirds of a garden cultivated
D) one and a half lawns mowed
Answer: B
Diff: 2 Page Ref: 50
Topic: Opportunity Cost
*: Recurring
Learning Outcome: Micro-20: Apply the concepts of opportunity cost, marginal analysis, and present value to make decisions
AACSB: Analytical thinking
Special Feature: None

75) ***Refer to Table 2-15.*** Which of the following statements is *true*?
A) Jack has a comparative advantage in both tasks.
B) George has a comparative advantage in both tasks.
C) Jack has a comparative advantage in lawn mowing and George in garden cultivating.
D) Jack has a comparative advantage in garden cultivating and George in lawn mowing.
Answer: D
Diff: 3 Page Ref: 50
Topic: Comparative Advantage
*: Recurring
Learning Outcome: Micro-3: Discuss different types of market systems and the gains that can be made from trade
AACSB: Analytical thinking
Special Feature: None

76) Comparative advantage means
A) the ability to produce more of a product with the same amount of resources than any other producer.
B) the ability to produce a good or service at a lower opportunity cost than any other producer.
C) the ability to produce a good or service at a higher opportunity cost than any other producer.
D) compared to others you are better at producing a product.
Answer: B
Diff: 1 Page Ref: 50
Topic: Comparative Advantage
*: Recurring
Learning Outcome: Micro-3: Discuss different types of market systems and the gains that can be made from trade
AACSB: Analytical thinking
Special Feature: None

Copyright © 2017 Pearson Education, Inc.

Access Complete Test Bank for Essentials of Economics 5th Hubbard

77) Specializing in the production of a good or service in which one has a comparative advantage enables a country to do which of the following?
A) never have to engage in trade with other nations
B) increase the variety of products that it can produce with a decrease in resources
C) consume a combination of goods that lies outside its own production possibilities frontier
D) produce a combination of goods that lies outside its own production possibilities frontier
Answer: C
Diff: 3 Page Ref: 50
Topic: Specialization
*: Recurring
Learning Outcome: Micro-3: Discuss different types of market systems and the gains that can be made from trade
AACSB: Analytical thinking
Special Feature: None

78) For each watch that Switzerland produces, it gives up the opportunity to make 50 pounds of chocolate. Germany can produce 1 watch for every 100 pounds of chocolate it produces. Which of the following is *true* about the comparative advantage between the two countries?
A) Switzerland has the comparative advantage in chocolate.
B) Switzerland has the comparative advantage in watches.
C) Germany has the comparative advantage in watches and chocolate.
D) Germany has the comparative advantage in watches.
Answer: B
Diff: 2 Page Ref: 50
Topic: Comparative Advantage
*: Recurring
Learning Outcome: Micro-3: Discuss different types of market systems and the gains that can be made from trade
AACSB: Analytical thinking
Special Feature: None

Copyright © 2017 Pearson Education, Inc.

Access Complete Test Bank for Essentials of Economics 5th Hubbard

Figure 2-13

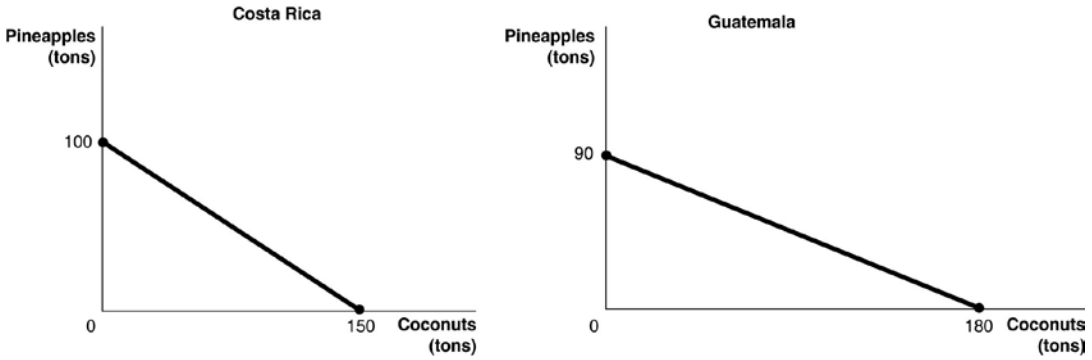

Figure 2-13 shows the production possibilities frontiers for Costa Rica and Guatemala. Each country produces two goods, pineapples and coconuts.

79) ***Refer to Figure 2-13.*** What is the opportunity cost of producing 1 ton of coconuts in Costa Rica?
A) 3/8 of a ton of pineapples
B) 2/3 of a ton of pineapples
C) 1 1/2 tons of pineapples
D) 100 tons of pineapples
Answer: B
Diff: 2 Page Ref: 48-49
Topic: Opportunity Cost
*: Recurring
Learning Outcome: Micro-20: Apply the concepts of opportunity cost, marginal analysis, and present value to make decisions
AACSB: Analytical thinking
Special Feature: None

80) ***Refer to Figure 2-13.*** What is the opportunity cost of producing 1 ton of coconuts in Guatemala?
A) 1/2 of a ton of pineapples
B) 1 1/3 tons of pineapples
C) 2 tons of pineapples
D) 90 tons of pineapples
Answer: A
Diff: 2 Page Ref: 48-49
Topic: Opportunity Cost
*: Recurring
Learning Outcome: Micro-20: Apply the concepts of opportunity cost, marginal analysis, and present value to make decisions
AACSB: Analytical thinking
Special Feature: None

Copyright © 2017 Pearson Education, Inc.

Access Complete Test Bank for Essentials of Economics 5th Hubbard

81) ***Refer to Figure 2-13.*** What is the opportunity cost of producing 1 ton of pineapples in Costa Rica?
A) 3/8 of a ton of coconuts
B) 2/3 of a ton of coconuts
C) 1 1/2 tons of coconuts
D) 100 tons of coconuts
Answer: C
Diff: 2 Page Ref: 48-49
Topic: Opportunity Cost
*: Recurring
Learning Outcome: Micro-20: Apply the concepts of opportunity cost, marginal analysis, and present value to make decisions
AACSB: Analytical thinking
Special Feature: None

82) ***Refer to Figure 2-13.*** What is the opportunity cost of producing 1 ton of pineapples in Guatemala?
A) 1/2 of a ton of coconuts
B) 1 1/3 tons of coconuts
C) 2 tons of coconuts
D) 180 tons of coconuts
Answer: C
Diff: 2 Page Ref: 48-49
Topic: Opportunity Cost
*: Recurring
Learning Outcome: Micro-20: Apply the concepts of opportunity cost, marginal analysis, and present value to make decisions
AACSB: Analytical thinking
Special Feature: None

83) ***Refer to Figure 2-13.*** Which country has a comparative advantage in the production of coconuts?
A) Guatemala
B) They have equal productive abilities.
C) Costa Rica
D) neither country
Answer: A
Diff: 2 Page Ref: 50
Topic: Comparative Advantage
*: Recurring
Learning Outcome: Micro-3: Discuss different types of market systems and the gains that can be made from trade
AACSB: Analytical thinking
Special Feature: None

Copyright © 2017 Pearson Education, Inc.

Access Complete Test Bank for Essentials of Economics 5th Hubbard

84) ***Refer to Figure 2-13.*** Which country has a comparative advantage in the production of pineapples?
A) Guatemala
B) They have equal productive abilities.
C) Costa Rica
D) neither country
Answer: C
Diff: 2 Page Ref: 50
Topic: Comparative Advantage
*: Recurring
Learning Outcome: Micro-3: Discuss different types of market systems and the gains that can be made from trade
AACSB: Analytical thinking
Special Feature: None

85) ***Refer to Figure 2-13.*** If the two countries have the same amount of resources and the same technological knowledge, which country has an absolute advantage in the production of both pineapples and coconuts?
A) Guatemala
B) neither country
C) Costa Rica
D) cannot be determined
Answer: B
Diff: 2 Page Ref: 50
Topic: Absolute Advantage
*: Recurring
Learning Outcome: Micro-3: Discuss different types of market systems and the gains that can be made from trade
AACSB: Analytical thinking
Special Feature: None

86) Individuals who have never been the best at doing anything
A) cannot have a comparative advantage in producing any product.
B) can still have a comparative advantage in producing some product.
C) perform all tasks at a higher opportunity cost than others.
D) must have an absolute advantage in at least ones task.
Answer: B
Diff: 2 Page Ref: 50
Topic: Comparative Advantage
*: Recurring
Learning Outcome: Micro-3: Discuss different types of market systems and the gains that can be made from trade
AACSB: Analytical thinking
Special Feature: None

Copyright © 2017 Pearson Education, Inc.

Access Complete Test Bank for Essentials of Economics 5th Hubbard

Table 2-16

	One Cell Phone	Lumber (per board foot)
Estonia	40 hours	8 hours
Finland	16 hours	4 hours

Table 2-16 shows the number of labor hours required to produce a cell phone and a board foot of lumber in Estonia and Finland.

87) ***Refer to Table 2-16***. Does either Estonia or Finland have an absolute advantage and if so, in what product?
A) Finland has an absolute advantage in lumber.
B) Estonia has an absolute advantage in lumber.
C) Finland has an absolute advantage in both products.
D) Estonia has an absolute advantage in cell phones.
Answer: C
Diff: 1 Page Ref: 52-53
Topic: Absolute Advantage
Learning Outcome: Micro-3: Discuss different types of market systems and the gains that can be made from trade
AACSB: Analytical thinking
Special Feature: Solved Problem: Comparative Advantage and the Gains from Trade

88) ***Refer to Table 2-16.*** What is Estonia's opportunity cost of producing one cell phone?
A) 0.2 board feet of lumber
B) 5 board feet of lumber
C) 8 board feet of lumber
D) 32 board feet of lumber
Answer: B
Diff: 2 Page Ref: 52-53
Topic: Opportunity Cost
Learning Outcome: Micro-20: Apply the concepts of opportunity cost, marginal analysis, and present value to make decisions
AACSB: Analytical thinking
Special Feature: Solved Problem: Comparative Advantage and the Gains from Trade

89) ***Refer to Table 2-16.*** What is Finland's opportunity cost of producing one cell phone?
A) 0.25 board feet of lumber
B) 4 board feet of lumber
C) 12 board feet of lumber
D) 16 board feet of lumber
Answer: B
Diff: 2 Page Ref: 52-53
Topic: Opportunity Cost
Learning Outcome: Micro-20: Apply the concepts of opportunity cost, marginal analysis, and present value to make decisions
AACSB: Analytical thinking
Special Feature: Solved Problem: Comparative Advantage and the Gains from Trade

Copyright © 2017 Pearson Education, Inc.

Access Complete Test Bank for Essentials of Economics 5th Hubbard

90) ***Refer to Table 2-16.*** What is Estonia's opportunity cost of producing one board foot of lumber?
A) 0.2 cell phones
B) 5 cell phones
C) 8 cell phones
D) 32 cell phones
Answer: A
Diff: 2 Page Ref: 52-53
Topic: Opportunity Cost
Learning Outcome: Micro-20: Apply the concepts of opportunity cost, marginal analysis, and present value to make decisions
AACSB: Analytical thinking
Special Feature: Solved Problem: Comparative Advantage and the Gains from Trade

91) ***Refer to Table 2-16.*** What is Finland's opportunity cost of producing one board foot of lumber?
A) 0.25 cell phones
B) 4 cell phones
C) 12 cell phones
D) 16 cell phones
Answer: A
Diff: 2 Page Ref: 52-53
Topic: Opportunity Cost
Learning Outcome: Micro-20: Apply the concepts of opportunity cost, marginal analysis, and present value to make decisions
AACSB: Analytical thinking
Special Feature: Solved Problem: Comparative Advantage and the Gains from Trade

92) ***Refer to Table 2-16.*** Estonia has a comparative advantage in the production of
A) both products.
B) lumber.
C) cell phones.
D) neither product.
Answer: B
Diff: 2 Page Ref: 52-53
Topic: Comparative Advantage
Learning Outcome: Micro-3: Discuss different types of market systems and the gains that can be made from trade
AACSB: Analytical thinking
Special Feature: Solved Problem: Comparative Advantage and the Gains from Trade

93) ***Refer to Table 2-16.*** Finland has a comparative advantage in the production of
A) both products.
B) lumber.
C) cell phones.
D) neither product.
Answer: C
Diff: 2 Page Ref: 52-53
Topic: Comparative Advantage
Learning Outcome: Micro-3: Discuss different types of market systems and the gains that can be made from trade
AACSB: Analytical thinking
Special Feature: Solved Problem: Comparative Advantage and the Gains from Trade

Copyright © 2017 Pearson Education, Inc.

Access Complete Test Bank for Essentials of Economics 5th Hubbard

94) ***Refer to Table 2-16.*** If the two countries specialize and trade, who should export lumber?
A) There is no basis for trade between the two countries.
B) Estonia
C) Finland
D) They should both be exporting lumber.
Answer: B
Diff: 1 Page Ref: 52-53
Topic: Specialization
Learning Outcome: Micro-3: Discuss different types of market systems and the gains that can be made from trade
AACSB: Analytical thinking
Special Feature: Solved Problem: Comparative Advantage and the Gains from Trade

95) ***Refer to Table 2-16.*** If the two countries specialize and trade, who should export cell phones?
A) There is no basis for trade between the two countries.
B) Estonia
C) Finland
D) They should both be importing cell phones.
Answer: C
Diff: 1 Page Ref: 52-53
Topic: Specialization
Learning Outcome: Micro-3: Discuss different types of market systems and the gains that can be made from trade
AACSB: Analytical thinking
Special Feature: Solved Problem: Comparative Advantage and the Gains from Trade

96) If the best lawyer in town is also the best at operating a word processor, then according to economic reasoning, this person should
A) split her time evenly between being a lawyer and a word processor.
B) specialize in being a lawyer because its opportunity cost is lower.
C) should pursue the activity she enjoys more.
D) specialize in being a word processor because it is more capital-intensive.
Answer: B
Diff: 1 Page Ref: 50
Topic: Specialization
*: Recurring
Learning Outcome: Micro-20: Apply the concepts of opportunity cost, marginal analysis, and present value to make decisions
AACSB: Analytical thinking
Special Feature: None

Copyright © 2017 Pearson Education, Inc.

Access Complete Test Bank for Essentials of Economics 5th Hubbard

97) Izzy Amador is a highly talented tattoo artist. She has chosen to specialize in tattoo art because of all of the following *except*
A) her tattoos are highly esteemed by tattoo lovers who are willing to pay very high prices.
B) for her, this is the most lucrative way to purchase the products that she wants to consume.
C) her opportunity cost of pursuing another career is very low.
D) she obviously has a comparative advantage in tattoo art.
Answer: C
Diff: 3 Page Ref: 50
Topic: Specialization
*: Recurring
Learning Outcome: Micro-20: Apply the concepts of opportunity cost, marginal analysis, and present value to make decisions
AACSB: Analytical thinking
Special Feature: None

98) As job opportunities for women and the wages those jobs pay have increased, the opportunity cost of doing housework has _____, so many families have chosen to hire specialists in households chores, such as cleaning services and lawn care services, because the cost of these specialists is _____ than the cost of the wife (or husband) performing those chores.
A) increased; higher
B) increased; lower
C) decreased; higher
D) decreased; lower
Answer: B
Diff: 2 Page Ref: 53-54
Topic: Opportunity Cost
*: Recurring
Learning Outcome: Micro-20: Apply the concepts of opportunity cost, marginal analysis, and present value to make decisions
AACSB: Analytical thinking
Special Feature: Making the Connection: Comparative Advantage, Opportunity Cost, and Housework

Copyright © 2017 Pearson Education, Inc.

Access Complete Test Bank for Essentials of Economics 5th Hubbard

Table 2-17

	James	Lucy
Wagons	16	18
Tricycles	32	24

Table 2-17 shows the output per week of two people, James and Lucy. They can either devote their time to making wagons or making tricycles.

99) ***Refer to Table 2-17.*** Which of the following statements is *true*?
A) Lucy has an absolute advantage in making both products.
B) James has an absolute advantage in making both products.
C) Lucy has an absolute advantage in making wagons and James in making tricycles.
D) James has an absolute advantage in making wagons and Lucy in making tricycles.
Answer: C
Diff: 1 Page Ref: 50
Topic: Absolute Advantage
*: Recurring
Learning Outcome: Micro-3: Discuss different types of market systems and the gains that can be made from trade
AACSB: Analytical thinking
Special Feature: None

100) ***Refer to Table 2-17.*** What is Lucy's opportunity cost of making a wagon?
A) 3/4 of a wagon
B) 3 wagons
C) 1 1/3 tricycles
D) 2 tricycles
Answer: C
Diff: 2 Page Ref: 50
Topic: Opportunity Cost
*: Recurring
Learning Outcome: Micro-20: Apply the concepts of opportunity cost, marginal analysis, and present value to make decisions
AACSB: Analytical thinking
Special Feature: None

101) ***Refer to Table 2-17.*** What is Lucy's opportunity cost of making a tricycle?
A) 3/4 of a wagon
B) 3 wagons
C) 1 1/3 tricycles
D) 2 tricycles
Answer: A
Diff: 2 Page Ref: 50
Topic: Opportunity Cost
*: Recurring
Learning Outcome: Micro-20: Apply the concepts of opportunity cost, marginal analysis, and present value to make decisions
AACSB: Analytical thinking
Special Feature: None

Copyright © 2017 Pearson Education, Inc.

Access Complete Test Bank for Essentials of Economics 5th Hubbard

102) ***Refer to Table 2-17.*** What is James's opportunity cost of making a wagon?
A) 2 tricycles
B) 1/2 of a wagon
C) 1/2 of a tricycle
D) 3/4 of a wagon
Answer: A
Diff: 2 Page Ref: 50
Topic: Opportunity Cost
*: Recurring
Learning Outcome: Micro-20: Apply the concepts of opportunity cost, marginal analysis, and present value to make decisions
AACSB: Analytical thinking
Special Feature: None

103) ***Refer to Table 2-17.*** What is James's opportunity cost of making a tricycle?
A) 2 tricycles
B) 1/2 of a wagon
C) 1/2 of a tricycle
D) 3/4 of a wagon
Answer: B
Diff: 2 Page Ref: 50
Topic: Opportunity Cost
*: Recurring
Learning Outcome: Micro-20: Apply the concepts of opportunity cost, marginal analysis, and present value to make decisions
AACSB: Analytical thinking
Special Feature: None

104) ***Refer to Table 2-17.*** Which of the following statements is *true*?
A) Lucy has a comparative advantage in making both products.
B) James has a comparative advantage in making both products.
C) Lucy has a comparative advantage in making wagons and James in making tricycles.
D) Lucy has a comparative advantage in making tricycles and James in making wagons.
Answer: C
Diff: 3 Page Ref: 50
Topic: Comparative Advantage
*: Recurring
Learning Outcome: Micro-3: Discuss different types of market systems and the gains that can be made from trade
AACSB: Analytical thinking
Special Feature: None

Copyright © 2017 Pearson Education, Inc.

Access Complete Test Bank for Essentials of Economics 5th Hubbard

Table 2-18

	Minnie	Mickey
Hats	40	50
Umbrellas	10	5

Table 2-18 shows the output per week of two people, Minnie and Mickey. They can either devote their time to making hats or making umbrellas.

105) ***Refer to Table 2-18.*** Which of the following statements is *true*?
A) Mickey has an absolute advantage in making both products.
B) Minnie has an absolute advantage in making both products.
C) Minnie has an absolute advantage in making hats and Mickey in making umbrellas.
D) Minnie has an absolute advantage in making umbrellas and Mickey in making hats.
Answer: D
Diff: 1 Page Ref: 50
Topic: Absolute Advantage
*: Recurring
Learning Outcome: Micro-3: Discuss different types of market systems and the gains that can be made from trade
AACSB: Analytical thinking
Special Feature: None

106) ***Refer to Table 2-18.*** What is Minnie's opportunity cost of making a hat?
A) 1/5 of an umbrella
B) 1/4 of an umbrella
C) 4 umbrellas
D) 10 umbrellas
Answer: B
Diff: 2 Page Ref: 50
Topic: Opportunity Cost
*: Recurring
Learning Outcome: Micro-20: Apply the concepts of opportunity cost, marginal analysis, and present value to make decisions
AACSB: Analytical thinking
Special Feature: None

107) ***Refer to Table 2-18.*** What is Mickey's opportunity cost of making a hat?
A) 1/10 of an umbrella
B) 1/5 of an umbrella
C) 5 umbrellas
D) 10 umbrellas
Answer: A
Diff: 2 Page Ref: 50
Topic: Opportunity Cost
*: Recurring
Learning Outcome: Micro-20: Apply the concepts of opportunity cost, marginal analysis, and present value to make decisions
AACSB: Analytical thinking
Special Feature: None

Copyright © 2017 Pearson Education, Inc.

Access Complete Test Bank for Essentials of Economics 5th Hubbard

108) ***Refer to Table 2-18.*** What is Minnie's opportunity cost of making an umbrella?
A) 1/10 of a hat
B) 1/4 of a hat
C) 4 hats
D) 40 hats
Answer: C
Diff: 2 Page Ref: 50
Topic: Opportunity Cost
*: Recurring
Learning Outcome: Micro-20: Apply the concepts of opportunity cost, marginal analysis, and present value to make decisions
AACSB: Analytical thinking
Special Feature: None

109) ***Refer to Table 2-18.*** What is Mickey's opportunity cost of making an umbrella?
A) 1/5 of a hat
B) 5 hats
C) 10 hats
D) 50 hats
Answer: C
Diff: 2 Page Ref: 50
Topic: Opportunity Cost
*: Recurring
Learning Outcome: Micro-20: Apply the concepts of opportunity cost, marginal analysis, and present value to make decisions
AACSB: Analytical thinking
Special Feature: None

110) ***Refer to Table 2-18.*** Which of the following statements is *true*?
A) Minnie has a comparative advantage in making both products.
B) Mickey has a comparative advantage in making both products.
C) Minnie has a comparative advantage in making hats and Mickey in making umbrellas.
D) Mickey has a comparative advantage in making hats and Minnie in making umbrellas.
Answer: D
Diff: 3 Page Ref: 50
Topic: Comparative Advantage
*: Recurring
Learning Outcome: Micro-3: Discuss different types of market systems and the gains that can be made from trade
AACSB: Analytical thinking
Special Feature: None

Copyright © 2017 Pearson Education, Inc.

Access Complete Test Bank for Essentials of Economics 5th Hubbard

Table 2-19

	Wilma	Betty
Statues	12	14
Benches	4	7

Table 2-19 shows the output per month of two people, Wilma and Betty. They can either devote their time to making marble statues or making marble benches.

111) ***Refer to Table 2-19.*** Which of the following statements is *true*?
A) Wilma has an absolute advantage in making both products.
B) Betty has an absolute advantage in making both products.
C) Betty has an absolute advantage in making statues and Wilma in making benches.
D) Betty has an absolute advantage in making benches and Wilma in making statues.
Answer: B
Diff: 3 Page Ref: 50
Topic: Absolute Advantage
*: Recurring
Learning Outcome: Micro-3: Discuss different types of market systems and the gains that can be made from trade
AACSB: Analytical thinking
Special Feature: None

112) ***Refer to Table 2-19.*** What is Wilma's opportunity cost of making a statue?
A) 1/3 of a bench
B) 3 benches
C) 6/7 of a statue
D) 1/2 of a bench
Answer: A
Diff: 3 Page Ref: 50
Topic: Opportunity Cost
*: Recurring
Learning Outcome: Micro-3: Discuss different types of market systems and the gains that can be made from trade
AACSB: Analytical thinking
Special Feature: None

113) ***Refer to Table 2-19.*** What is Wilma's opportunity cost of making a bench?
A) 1/3 of a statue
B) 3 statues
C) 1/2 of a bench
D) 1.3 statues
Answer: B
Diff: 3 Page Ref: 50
Topic: Opportunity Cost
*: Recurring
Learning Outcome: Micro-3: Discuss different types of market systems and the gains that can be made from trade
AACSB: Analytical thinking
Special Feature: None

Copyright © 2017 Pearson Education, Inc.

Access Complete Test Bank for Essentials of Economics 5th Hubbard

114) ***Refer to Table 2-19.*** What is Betty's opportunity cost of making a statue?
A) 1/2 of a bench
B) 2 benches
C) 1/3 of a bench
D) 1.4 statues
Answer: A
Diff: 3 Page Ref: 50
Topic: Opportunity Cost
*: Recurring
Learning Outcome: Micro-3: Discuss different types of market systems and the gains that can be made from trade
AACSB: Analytical thinking
Special Feature: None

115) ***Refer to Table 2-19.*** What is Betty's opportunity cost of making a bench?
A) 1/2 of a statue
B) 2 statues
C) 1.75 benches
D) 2.8 statues
Answer: B
Diff: 3 Page Ref: 50
Topic: Opportunity Cost
*: Recurring
Learning Outcome: Micro-3: Discuss different types of market systems and the gains that can be made from trade
AACSB: Analytical thinking
Special Feature: None

116) ***Refer to Table 2-19.*** Which of the following statements is *true*?
A) Wilma has a comparative advantage in making both products.
B) Betty has a comparative advantage in making both products.
C) Betty has a comparative advantage in making statues and Wilma in making benches.
D) Betty has a comparative advantage in making benches and Wilma in making statues.
Answer: D
Diff: 3 Page Ref: 50
Topic: Comparative Advantage
*: Recurring
Learning Outcome: Micro-3: Discuss different types of market systems and the gains that can be made from trade
AACSB: Analytical thinking
Special Feature: None

Copyright © 2017 Pearson Education, Inc.

Access Complete Test Bank for Essentials of Economics 5th Hubbard

117) For each pound of salami that Hungary produces, it gives up the opportunity to make 10 bottles of beer. Slovakia can produce 1 pound of salami for every 8 bottles of beer it produces. Which of the following is *true* about the comparative advantage between the two countries?
A) Hungary has the comparative advantage in salami.
B) Hungary has the comparative advantage in beer.
C) Slovakia has the comparative advantage in salami and beer.
D) Slovakia has the comparative advantage in beer.
Answer: B
Diff: 2 Page Ref: 50
Topic: Comparative Advantage
*: Recurring
Learning Outcome: Micro-3: Discuss different types of market systems and the gains that can be made from trade
AACSB: Analytical thinking
Special Feature: None

Figure 2-14

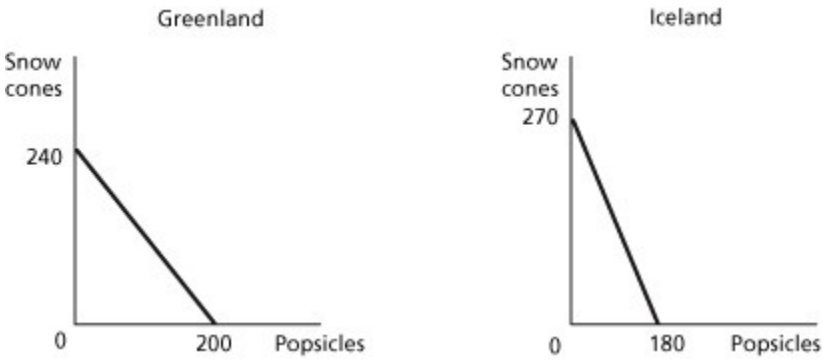

Figure 2-14 shows the production possibilities frontiers for Greenland and Iceland. Each country produces two goods, snow cones and popsicles.

118) ***Refer to Figure 2-14.*** What is the opportunity cost of producing 1 popsicle in Greenland?
A) 2/3 of a snow cone
B) 5/6 of a snow cone
C) 1 1/5 snow cones
D) 240 snow cones
Answer: C
Diff: 2 Page Ref: 48-49
Topic: Opportunity Cost
*: Recurring
Learning Outcome: Micro-20: Apply the concepts of opportunity cost, marginal analysis, and present value to make decisions
AACSB: Analytical thinking
Special Feature: None

Copyright © 2017 Pearson Education, Inc.

Access Complete Test Bank for Essentials of Economics 5th Hubbard

119) ***Refer to Figure 2-14.*** What is the opportunity cost of producing 1 popsicle in Iceland?
A) 1 1/2 snow cones
B) 3/4 of a snow cone
C) 2/3 of a snow cone
D) 270 snow cones
Answer: A
Diff: 2 Page Ref: 48-49
Topic: Opportunity Cost
*: Recurring
Learning Outcome: Micro-20: Apply the concepts of opportunity cost, marginal analysis, and present value to make decisions
AACSB: Analytical thinking
Special Feature: None

120) ***Refer to Figure 2-14.*** What is the opportunity cost of producing 1 snow cone in Greenland?
A) 2/3 of a popsicle
B) 5/6 of a popsicle
C) 1 1/5 popsicles
D) 200 popsicles
Answer: B
Diff: 2 Page Ref: 48-49
Topic: Opportunity Cost
*: Recurring
Learning Outcome: Micro-20: Apply the concepts of opportunity cost, marginal analysis, and present value to make decisions
AACSB: Analytical thinking
Special Feature: None

121) ***Refer to Figure 2-14.*** What is the opportunity cost of producing 1 snow cone in Iceland?
A) 2/3 of a popsicle
B) 3/4 of a popsicle
C) 1 1/2 popsicles
D) 180 popsicles
Answer: A
Diff: 2 Page Ref: 48-49
Topic: Opportunity Cost
*: Recurring
Learning Outcome: Micro-20: Apply the concepts of opportunity cost, marginal analysis, and present value to make decisions
AACSB: Analytical thinking
Special Feature: None

Copyright © 2017 Pearson Education, Inc.

Access Complete Test Bank for Essentials of Economics 5th Hubbard

122) ***Refer to Figure 2-14.*** Which country has a comparative advantage in the production of popsicles?
A) Greenland
B) They have equal productive abilities.
C) Iceland
D) neither country
Answer: A
Diff: 2 Page Ref: 48-49
Topic: Comparative Advantage
*: Recurring
Learning Outcome: Micro-3: Discuss different types of market systems and the gains that can be made from trade
AACSB: Analytical thinking
Special Feature: None

123) ***Refer to Figure 2-14.*** Which country has a comparative advantage in the production of snow cones?
A) Greenland
B) They have equal productive abilities.
C) Iceland
D) neither country
Answer: C
Diff: 2 Page Ref: 48-49
Topic: Comparative Advantage
*: Recurring
Learning Outcome: Micro-3: Discuss different types of market systems and the gains that can be made from trade
AACSB: Analytical thinking
Special Feature: None

124) ***Refer to Figure 2-14.*** If the two countries have the same amount of resources and the same technological knowledge, which country has an absolute advantage in the production of popsicles?
A) Greenland
B) They have the same advantage.
C) Iceland
D) cannot be determined
Answer: A
Diff: 2 Page Ref: 48-49
Topic: Absolute Advantage
*: Recurring
Learning Outcome: Micro-3: Discuss different types of market systems and the gains that can be made from trade
AACSB: Analytical thinking
Special Feature: None

Copyright © 2017 Pearson Education, Inc.

Access Complete Test Bank for Essentials of Economics 5th Hubbard

Table 2-20

	One Wristwatch	Rice (per pound)
Japan	50 hours	2 hours
Thailand	30 hours	1.5 hours

Table 2-20 shows the number of labor hours required to produce a wristwatch and a pound of rice in Japan and Thailand.

125) ***Refer to Table 2-20***. Does either Japan or Thailand have an absolute advantage and if so, in what product?
A) Thailand has an absolute advantage in rice.
B) Japan has an absolute advantage in rice.
C) Thailand has an absolute advantage in both products.
D) Japan has an absolute advantage in wristwatches.
Answer: C
Diff: 1 Page Ref: 52-53
Topic: Absolute Advantage
Learning Outcome: Micro-3: Discuss different types of market systems and the gains that can be made from trade
AACSB: Analytical thinking
Special Feature: Solved Problem: Comparative Advantage and the Gains from Trade

126) ***Refer to Table 2-20.*** What is Japan's opportunity cost of producing one wristwatch?
A) 0.04 pounds of rice
B) 4 pounds of rice
C) 25 pounds of rice
D) 40 pounds of rice
Answer: C
Diff: 2 Page Ref: 52-53
Topic: Opportunity Cost
Learning Outcome: Micro-20: Apply the concepts of opportunity cost, marginal analysis, and present value to make decisions
AACSB: Analytical thinking
Special Feature: Solved Problem: Comparative Advantage and the Gains from Trade

127) ***Refer to Table 2-20.*** What is Thailand's opportunity cost of producing one wristwatch?
A) 0.05 pounds of rice
B) 20 pounds of rice
C) 25 pounds of rice
D) 60 pounds of rice
Answer: B
Diff: 2 Page Ref: 52-53
Topic: Opportunity Cost
Learning Outcome: Micro-20: Apply the concepts of opportunity cost, marginal analysis, and present value to make decisions
AACSB: Analytical thinking
Special Feature: Solved Problem: Comparative Advantage and the Gains from Trade

Copyright © 2017 Pearson Education, Inc.

Access Complete Test Bank for Essentials of Economics 5th Hubbard

128) ***Refer to Table 2-20.*** What is Japan's opportunity cost of producing one pound of rice?
A) 0.04 units of a wristwatch
B) 4 wristwatches
C) 25 wristwatches
D) 40 wristwatches
Answer: A
Diff: 2 Page Ref: 52-53
Topic: Opportunity Cost
Learning Outcome: Micro-20: Apply the concepts of opportunity cost, marginal analysis, and present value to make decisions
AACSB: Analytical thinking
Special Feature: Solved Problem: Comparative Advantage and the Gains from Trade

129) ***Refer to Table 2-20.*** What is Thailand's opportunity cost of producing one pound of rice?
A) 60 wristwatches
B) 20 wristwatches
C) 5 wristwatches
D) 0.05 units of a wristwatch
Answer: D
Diff: 2 Page Ref: 52-53
Topic: Opportunity Cost
Learning Outcome: Micro-20: Apply the concepts of opportunity cost, marginal analysis, and present value to make decisions
AACSB: Analytical thinking
Special Feature: Solved Problem: Comparative Advantage and the Gains from Trade

130) ***Refer to Table 2-20.*** Japan has a comparative advantage in the production of
A) rice.
B) wristwatches.
C) both products.
D) neither product.
Answer: A
Diff: 2 Page Ref: 52-53
Topic: Comparative Advantage
Learning Outcome: Micro-3: Discuss different types of market systems and the gains that can be made from trade
AACSB: Analytical thinking
Special Feature: Solved Problem: Comparative Advantage and the Gains from Trade

131) ***Refer to Table 2-20.*** Thailand has a comparative advantage in the production of
A) rice.
B) wristwatches.
C) both products.
D) neither product.
Answer: B
Diff: 2 Page Ref: 52-53
Topic: Comparative Advantage
Learning Outcome: Micro-3: Discuss different types of market systems and the gains that can be made from trade
AACSB: Analytical thinking
Special Feature: Solved Problem: Comparative Advantage and the Gains from Trade

Copyright © 2017 Pearson Education, Inc.

Access Complete Test Bank for Essentials of Economics 5th Hubbard

132) ***Refer to Table 2-20.*** If the two countries specialize and trade, who should export rice?
A) There is no basis for trade between the two countries.
B) Japan
C) Thailand
D) They should both be exporting rice.
Answer: B
Diff: 1 Page Ref: 52-53
Topic: Specialization
Learning Outcome: Micro-3: Discuss different types of market systems and the gains that can be made from trade
AACSB: Analytical thinking
Special Feature: Solved Problem: Comparative Advantage and the Gains from Trade

133) ***Refer to Table 2-20.*** If the two countries specialize and trade, who should export wristwatches?
A) There is no basis for trade between the two countries.
B) Japan
C) Thailand
D) They should both be importing wristwatches.
Answer: C
Diff: 1 Page Ref: 52-53
Topic: Specialization
Learning Outcome: Micro-3: Discuss different types of market systems and the gains that can be made from trade
AACSB: Analytical thinking
Special Feature: Solved Problem: Comparative Advantage and the Gains from Trade

134) If Sanjaya can shuck more oysters in one hour than Tatiana, then Sanjaya has a comparative advantage in shucking oysters.
Answer: FALSE
Diff: 2 Page Ref: 50
Topic: Absolute Advantage
*: Recurring
Learning Outcome: Micro-3: Discuss different types of market systems and the gains that can be made from trade.
AACSB: Analytical thinking
Special Feature: None

135) The basis for trade is comparative advantage, not absolute advantage.
Answer: TRUE
Diff: 1 Page Ref: 50
Topic: Comparative Advantage
*: Recurring
Learning Outcome: Micro-3: Discuss different types of market systems and the gains that can be made from trade.
AACSB: Analytical thinking
Special Feature: None

Copyright © 2017 Pearson Education, Inc.

Access Complete Test Bank for Essentials of Economics 5th Hubbard

136) If a country produces only two goods, it is possible to have a comparative advantage in the production of both those goods.
Answer: FALSE
Diff: 2 Page Ref: 50
Topic: Comparative Advantage
*: Recurring
Learning Outcome: Micro-3: Discuss different types of market systems and the gains that can be made from trade.
AACSB: Analytical thinking
Special Feature: None

137) In a two-good, two country world, if one country has an absolute advantage in the production of both goods, it cannot benefit by trading with the other country.
Answer: FALSE
Diff: 2 Page Ref: 50
Topic: Absolute Advantage
*: Recurring
Learning Outcome: Micro-3: Discuss different types of market systems and the gains that can be made from trade.
AACSB: Analytical thinking
Special Feature: None

138) For a person to have a comparative advantage in producing a product, she must be able to produce that product at a lower opportunity cost than her competitors.
Answer: TRUE
Diff: 2 Page Ref: 50
Topic: Comparative Advantage
*: Recurring
Learning Outcome: Micro-3: Discuss different types of market systems and the gains that can be made from trade.
AACSB: Analytical thinking
Special Feature: None

139) It is possible to have a comparative advantage in producing a good or service without having an absolute advantage.
Answer: TRUE
Diff: 2 Page Ref: 51
Topic: Comparative Advantage
Learning Outcome: Micro-3: Discuss different types of market systems and the gains that can be made from trade.
AACSB: Analytical thinking
Special Feature: Don't Let This Happen to You: Don't Confuse Absolute Advantage and Comparative Advantage

140) If Tanisha can audit more tax returns in one hour than Libby, then Tanisha has an absolute advantage in auditing tax returns.
Answer: TRUE
Diff: 2 Page Ref: 50
Topic: Comparative Advantage
*: Recurring
Learning Outcome: Micro-3: Discuss different types of market systems and the gains that can be made from trade.
AACSB: Analytical thinking
Special Feature: None

Copyright © 2017 Pearson Education, Inc.

Access Complete Test Bank for Essentials of Economics 5th Hubbard

141) If a country produces only two goods, then it is not possible to have an absolute advantage in the production of both goods.
Answer: FALSE
Diff: 1 Page Ref: 50
Topic: Comparative Advantage
*: Recurring
Learning Outcome: Micro-3: Discuss different types of market systems and the gains that can be made from trade.
AACSB: Analytical thinking
Special Feature: None

142) In a two-good, two country world, if one country has an absolute advantage in the production of both goods, it must also have a comparative advantage in the production of both goods.
Answer: FALSE
Diff: 2 Page Ref: 50
Topic: Absolute Advantage
*: Recurring
Learning Outcome: Micro-3: Discuss different types of market systems and the gains that can be made from trade.
AACSB: Analytical thinking
Special Feature: None

143) If the opportunity cost of producing more of one good remains the same as more of that good is produced, then the production method is inefficient.
Answer: FALSE
Diff: 2 Page Ref: 50
Topic: Opportunity Cost
*: Recurring
Learning Outcome: Micro-3: Discuss different types of market systems and the gains that can be made from trade.
AACSB: Analytical thinking
Special Feature: None

144) It is possible to have an absolute advantage in producing a good or service without having a comparative advantage.
Answer: TRUE
Diff: 2 Page Ref: 51
Topic: Comparative Advantage
Learning Outcome: Micro-3: Discuss different types of market systems and the gains that can be made from trade.
AACSB: Analytical thinking
Special Feature: Don't Let This Happen to You: Don't Confuse Absolute Advantage and Comparative Advantage

145) If Blake can pick more cherries in one hour than Cody, then Blake has a comparative advantage in cherry picking.
Answer: FALSE
Diff: 2 Page Ref: 50
Topic: Comparative Advantage
*: Recurring
Learning Outcome: Micro-3: Discuss different types of market systems and the gains that can be made from trade
AACSB: Analytical thinking
Special Feature: None

Copyright © 2017 Pearson Education, Inc.

Access Complete Test Bank for Essentials of Economics 5th Hubbard

146) The basis for trade is absolute advantage, not comparative advantage.
Answer: FALSE
Diff: 2 Page Ref: 50
Topic: Comparative Advantage
*: Recurring
Learning Outcome: Micro-3: Discuss different types of market systems and the gains that can be made from trade
AACSB: Analytical thinking
Special Feature: None

147) If a country produces only two goods, then it is not possible to have a comparative advantage in the production of both those goods.
Answer: TRUE
Diff: 2 Page Ref: 50
Topic: Comparative Advantage
*: Recurring
Learning Outcome: Micro-3: Discuss different types of market systems and the gains that can be made from trade
AACSB: Analytical thinking
Special Feature: None

148) In a two-good, two country world, if one country has an absolute advantage in the production of both goods, it can still benefit by trading with the other country.
Answer: TRUE
Diff: 2 Page Ref: 50
Topic: Absolute Advantage
*: Recurring
Learning Outcome: Micro-3: Discuss different types of market systems and the gains that can be made from trade
AACSB: Analytical thinking
Special Feature: None

149) If the opportunity cost of producing more of one good increases as more of that good is produced, then the production method is inefficient.
Answer: FALSE
Diff: 2 Page Ref: 50
Topic: Opportunity Cost
*: Recurring
Learning Outcome: Micro-3: Discuss different types of market systems and the gains that can be made from trade
AACSB: Analytical thinking
Special Feature: None

150) It is not possible to have a comparative advantage in producing a good or service without having an absolute advantage.
Answer: FALSE
Diff: 2 Page Ref: 51
Topic: Comparative Advantage
Learning Outcome: Micro-3: Discuss different types of market systems and the gains that can be made from trade
AACSB: Analytical thinking
Special Feature: Don't Let This Happen to You: Don't Confuse Absolute Advantage and Comparative Advantage

Copyright © 2017 Pearson Education, Inc.

Access Complete Test Bank for Essentials of Economics 5th Hubbard

151) If Abigail can make more candles in one day than Pierre, then Abigail has an absolute advantage in making candles.
Answer: TRUE
Diff: 2 Page Ref: 49
Topic: Absolute Advantage
*: Recurring
Learning Outcome: Micro-3: Discuss different types of market systems and the gains that can be made from trade
AACSB: Analytical thinking
Special Feature: None

152) If a country produces only two goods, it is possible to have an absolute advantage in the production of both goods.
Answer: TRUE
Diff: 1 Page Ref: 50
Topic: Comparative Advantage
*: Recurring
Learning Outcome: Micro-3: Discuss different types of market systems and the gains that can be made from trade
AACSB: Analytical thinking
Special Feature: None

153) In a two-good, two country world, if one country has a comparative advantage in the production of one good, it can benefit by trading with the other country.
Answer: TRUE
Diff: 2 Page Ref: 50
Topic: Absolute Advantage
*: Recurring
Learning Outcome: Micro-3: Discuss different types of market systems and the gains that can be made from trade
AACSB: Analytical thinking
Special Feature: None

154) For a person to have a comparative advantage in producing a product, he must be able to produce that product at a higher opportunity cost than his competitors.
Answer: FALSE
Diff: 1 Page Ref: 50
Topic: Comparative Advantage
*: Recurring
Learning Outcome: Micro-3: Discuss different types of market systems and the gains that can be made from trade
AACSB: Analytical thinking
Special Feature: None

155) It is not possible to have an absolute advantage in producing a good or service without having a comparative advantage.
Answer: FALSE
Diff: 1 Page Ref: 51
Topic: Comparative Advantage
Learning Outcome: Micro-3: Discuss different types of market systems and the gains that can be made from trade
AACSB: Analytical thinking
Special Feature: Don't Let This Happen to You: Don't Confuse Absolute Advantage and Comparative Advantage

Copyright © 2017 Pearson Education, Inc.

Access Complete Test Bank for Essentials of Economics 5th Hubbard

156) What is comparative advantage? What is absolute advantage?
Answer: Comparative advantage is the ability of an individual, firm, or country to produce a good or service at a lower opportunity cost than competitors. Absolute advantage is the ability of an individual, firm, or country to produce more of a good or service than competitors, using the same amount of resources.
Diff: 1 Page Ref: 49-50
Topic: Comparative Advantage
*: Recurring
Learning Outcome: Micro-3: Discuss different types of market systems and the gains that can be made from trade.
AACSB: Analytical thinking
Special Feature: None

157) Is it possible for a firm to have an absolute advantage in producing something without having a comparative advantage? Why or why not?
Answer: Yes, a firm can have an absolute advantage without having a comparative advantage. A firm may be able to produce more of a good or service than its competitors, but that does not necessarily mean it can produce the good or service at a lower opportunity cost than its competitors.
Diff: 2 Page Ref: 49-50
Topic: Absolute Advantage
*: Recurring
Learning Outcome: Micro-3: Discuss different types of market systems and the gains that can be made from trade.
AACSB: Analytical thinking
Special Feature: None

158) Suppose that in Belize, the opportunity cost of producing a sailboat is 5 hang gliders. In Honduras, the opportunity cost of producing a sailboat is 8 hang gliders.
a. What is the opportunity cost of producing a hang glider for Belize?
b. What is the opportunity cost of producing a hang glider for Honduras?
c. Which country has a comparative advantage in the production of hang gliders?
d. Which country has a comparative advantage in the production of sailboats?
Answer:
a. For Belize, the opportunity cost of producing a hang glider is 1/5 of a sailboat.
b. For Honduras, the opportunity cost of producing a hang glider is 1/8 of a sailboat.
c. Honduras has a comparative advantage in the production of hang gliders.
d. Belize has a comparative advantage in the production of sailboats.
Diff: 3 Page Ref: 50
Topic: Opportunity Cost
*: Recurring
Learning Outcome: Micro-20: Apply the concepts of opportunity cost, marginal analysis, and present value to make decisions.
AACSB: Analytical thinking
Special Feature: None

Copyright © 2017 Pearson Education, Inc.

Access Complete Test Bank for Essentials of Economics 5th Hubbard

159) Suppose that in Germany, the opportunity cost of producing a gallon of beer is 5 gallons of wine. In Italy, the opportunity cost of producing a gallon of beer is 3 gallons of wine.

a. What is the opportunity cost of producing a gallon of wine for Germany?
b. What is the opportunity cost of producing a gallon of wine for Italy?
c. Which country has a comparative advantage in the production of beer?
d. Which country has a comparative advantage in the production of wine?

Answer:

a. For Germany, the opportunity cost of producing a gallon of wine is 1/5 of a gallon of beer.
b. For Italy, the opportunity cost of producing a gallon of wine is 1/3 of a gallon of beer.
c. Germany has a comparative advantage in the production of wine.
d. Italy has a comparative advantage in the production of beer.

Diff: 3 Page Ref: 50
Topic: Opportunity Cost
*: Recurring
Learning Outcome: Micro-20: Apply the concepts of opportunity cost, marginal analysis, and present value to make decisions.
AACSB: Analytical thinking
Special Feature: None

Copyright © 2017 Pearson Education, Inc.

Access Complete Test Bank for Essentials of Economics 5th Hubbard

Table 2-21

	Digital Camera	Wheat (bushel)
China	100 hours	5 hours
South Korea	90 hours	3 hours

160) ***Refer to Table 2-21.*** This table shows the number of labor hours required to produce a digital camera and a bushel of wheat in China and South Korea.
a. Assume each country has a total of 9,000 labor hours to devote to the production of the two goods and draw the production possibilities frontier for each country. Put "Digital Camera" on the horizontal axis and "Wheat" on the vertical axis. Be sure to identify the intercept values on your graphs.
b. Suppose each country allocates 60% of its labor hours to wheat production and 40% to the production of digital cameras. Complete Table 2-22 below to show each country's output of the two products.

Table 2-22: Production and Consumption with no Trade

	Digital Camera Output	Wheat Output (bushels)
China		
South Korea		
Total		

c. If the two countries do not trade and consume whatever they produce, identify the current production and consumption point for each country on their respective production possibilities frontiers. Label China's consumption point "C" and South Korea's consumption point "K".
d. Suppose the two countries specialize and trade. Which country should produce digital cameras and which should produce wheat? Explain your answer.
e. Complete Table 2-23 below to show each country's output with specialization.

Table 2-23: Output with Specialization

	Digital Camera Output	Wheat Output (bushels)
China		
South Korea		
Total		

f. Did specialization increase the combined output for the two countries without any increase in resources? If so, by how much?
g. Suppose China and South Korea agree to trade so that in exchange for 1,200 bushels of wheat, the exporter of wheat receives 48 digital cameras. Complete Table 2-24 below to show each country's consumption bundle after trade.

Copyright © 2017 Pearson Education, Inc.

Access Complete Test Bank for Essentials of Economics 5th Hubbard

Table 2-24: Consumption with Trade

	Digital Cameras	Wheat (bushels)
China		
South Korea		

h. Show the consumption points after trade on each country's production possibilities frontier. Label these points "B" for China and "J" for South Korea.

i. Has trade made the two countries better off? Explain your answer.

Answer:

a.

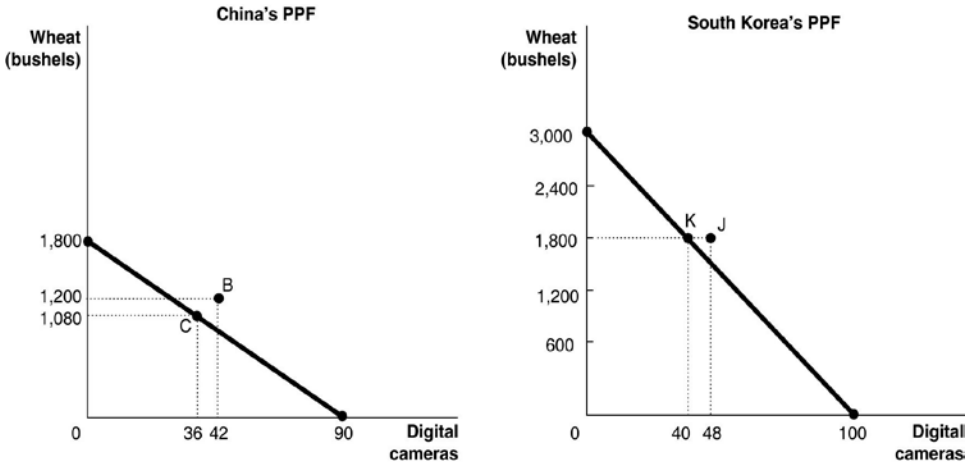

b.

Table 2-22: Production and Consumption with no Trade

	Digital Camera Output	Wheat Output (bushels)
China	36	1,080
South Korea	40	1,800
Total	76	2,880

c. See graph in part (a)

d. China should specialize in producing digital cameras because it has a lower opportunity cost of 20 bushels of wheat as opposed to South Korea's 30 bushels of wheat. South Korea should specialize in producing wheat because it has a lower opportunity cost of 0.03 units of a digital camera as opposed to China's 0.05 units of a digital camera.

Copyright © 2017 Pearson Education, Inc.

Access Complete Test Bank for Essentials of Economics 5th Hubbard

e.

Table 2-23: Output with Specialization

	Digital Camera Output	Wheat Output (bushels)
China	90	0
South Korea	0	3,000
Total	90	3,000

f. Yes, digital camera output increased by 14 units (from 76 to 90) and wheat output increased by 120 bushels (from 2,880 to 3,000).

g.

Table 2-24: Consumption with Trade

	Digital Cameras	Wheat (bushels)
China	42	1,200
South Korea	48	1,800

h. See graph in part (a).

i. Yes, trade has enabled the two countries to consume outside their PPFs.

Diff: 3 Page Ref: 50
Topic: Opportunity Cost
*: Recurring
Learning Outcome: Micro-20: Apply the concepts of opportunity cost, marginal analysis, and present value to make decisions.
AACSB: Analytical thinking
Special Feature: None

Copyright © 2017 Pearson Education, Inc.

Access Complete Test Bank for Essentials of Economics 5th Hubbard

Table 2-25

	One **Motorcycle**	**One Guitar**
Ireland	10 hours	2.5 hours
Scotland	9 hours	2 hours

161) ***Refer to Table 2-25.*** This table shows the number of labor hours required to produce a motorcycle and a guitar in Ireland and Scotland.
a. Which country has an absolute advantage in the production of motorcycles?
b. Which country has an absolute advantage in the production of guitars?
c. What is Ireland's opportunity cost of producing one motorcycle?
d. What is Scotland's opportunity cost of producing one motorcycle?
e. What is Ireland's opportunity cost of producing one guitar?
f. What is Scotland's opportunity cost of producing one guitar?
g. If each country specializes in the production of the product in which it has a comparative advantage, which country should produce motorcycles?
h. If each country specializes in the production of the product in which it has a comparative advantage, which country should produce guitars?
Answer:
a. Scotland has an absolute advantage in the production of motorcycles.
b. Scotland has an absolute advantage in the production of guitars.
c. Ireland's opportunity cost of producing one motorcycle is 4 guitars.
d. Scotland's opportunity cost of producing one motorcycle is 4.5 guitars
e. Ireland's opportunity cost of one guitar is 0.25 motorcycles.
f. Scotland's opportunity cost of one guitar is 0.22 motorcycles.
g. Ireland should specialize in producing motorcycles.
h. Scotland should specialize in producing guitars.
Diff: 3 Page Ref: 48-50
Topic: Specialization
*: Recurring
Learning Outcome: Micro-20: Apply the concepts of opportunity cost, marginal analysis, and present value to make decisions.
AACSB: Analytical thinking
Special Feature: None

Copyright © 2017 Pearson Education, Inc.

Access Complete Test Bank for Essentials of Economics 5th Hubbard

Table 2-26

	One Motorcycle	One Guitar
Ireland	10 hours	2.5 hours
Scotland	9 hours	2 hours

162) ***Refer to Table 2-26***. This table shows the number of labor hours required to produce a motorcycle and a guitar in Ireland and Scotland.
a. Assume each country has a total of 2,700 labor hours to devote to the production of the two goods and draw the production possibilities frontier for each country. Put "Motorcycle" on the horizontal axis and "Guitar" on the vertical axis. Be sure to identify the intercept values on your graphs.
b. Suppose each country allocates 55% of its labor hours to guitar production and 45% to the production of motorcycles. Complete Table 2-27 below to show each country's output of the two products.

Table 2-27: Production and Consumption with no Trade

	Motorcycle Output	Guitar Output
Ireland		
Scotland		
Total		

c. If the two countries do not trade and consume whatever they produce, identify the current production and consumption point for each country on their respective production possibilities frontiers. Label Ireland's consumption point "I" and Scotland's consumption point "S".
d. Suppose the two countries specialize and trade. Which country should produce motorcycles and which should produce guitars? Explain your answer.
e. Complete Table 2-28 below to show each country's output with specialization.

Table 2-28: Output with Specialization

	Motorcycle Output	Guitar Output
Ireland		
Scotland		
Total		

f. Did specialization increase the combined output for the two countries without any increase in resources? If so, by how much?
g. Suppose Ireland and Scotland agree to trade so that in exchange for 600 guitars, the exporter of guitars receives 140 motorcycles. Complete Table 2-29 below to show each country's consumption bundle after trade.

Copyright © 2017 Pearson Education, Inc.

Access Complete Test Bank for Essentials of Economics 5th Hubbard

Table 2-29: Consumption with Trade

	Motorcycles	Guitars
Ireland		
Scotland		

h. Show the consumption points after trade on each country's production possibilities frontier. Label these points "X" for Ireland and "Y" for Scotland.
i. Has trade made the two countries better off? Explain your answer.
Answer:
a.

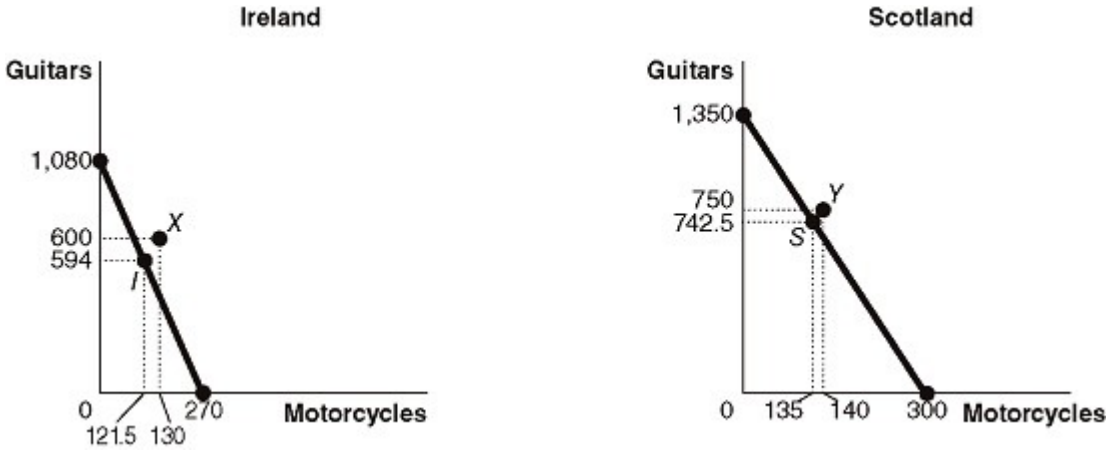

b.
Table 2-27: Production and Consumption with no Trade

	Motorcycle Output	Guitar Output
Ireland	121.5	594
Scotland	135	742.5
Total	256.5	1,336.5

c. See graph in part (a)
d. Ireland should specialize in producing motorcycles because it has a lower opportunity cost of 4 guitars as opposed to Scotland's 4.5 guitars. Scotland should specialize in producing guitars because it has a lower opportunity cost of 0.22 units of a motorcycle as opposed to Ireland's 0.25 units of a motorcycle.

Copyright © 2017 Pearson Education, Inc.

Access Complete Test Bank for Essentials of Economics 5th Hubbard

e.

Table 2-28: Output with Specialization

	Motorcycle Output	Guitar Output
Ireland	270	0
Scotland	0	1,350
Total	270	1,350

f. Yes, motorcycle output increased by 13.5 units (from 256.5 to 270) and guitar output increased by 13.5 units (from 1,336.5 to 1,350).

g.

Table 2-29: Consumption with Trade

	Motorcycles	Guitars
Ireland	130	600
Scotland	140	750

h. See graph in part (a).

i. Yes, trade has enabled the two countries to consume outside their PPFs. (Compare Table 2-29 with Table 2-27)

Diff: 3 Page Ref: 50
Topic: Opportunity Cost
*: Recurring
Learning Outcome: Micro-20: Apply the concepts of opportunity cost, marginal analysis, and present value to make decisions.
AACSB: Analytical thinking
Special Feature: None

Copyright © 2017 Pearson Education, Inc.

Access Complete Test Bank for Essentials of Economics 5th Hubbard

Table 2-21

	Digital Camera	Wheat (bushel)
China	100 hours	5 hours
South Korea	90 hours	3 hours

163) ***Refer to Table 2-21.*** This table shows the number of labor hours required to produce a digital camera and a bushel of wheat in China and South Korea.
a. Which country has an absolute advantage in the production of digital cameras?
b. Which country has an absolute advantage in the production of wheat?
c. What is China's opportunity cost of producing one digital camera?
d. What is South Korea's opportunity cost of producing one digital camera?
e. What is China's opportunity cost of producing one bushel of wheat?
f. What is South Korea's opportunity cost of producing one pound of wheat?
g. If each country specializes in the production of the product in which it has a comparative advantage, who should produce digital cameras?
h. If each country specializes in the production of the product in which it has a comparative advantage, who should produce wheat?
Answer:
a. South Korea has an absolute advantage in the production of digital cameras.
b. South Korea has an absolute advantage in wheat production.
c. China's opportunity cost of producing one digital camera is 20 bushels of wheat.
d. South Korea's opportunity cost of producing one digital camera is 30 bushels of wheat
e. China's opportunity cost of one bushel of wheat is 0.05 units of a digital camera.
f. South Korea's opportunity cost of one bushel of wheat is 0.03 units of a digital camera.
g. China should specialize in producing digital cameras.
h. South Korea should specialize in producing wheat.
Diff: 3 Page Ref: 48-50
Topic: Specialization
*: Recurring
Learning Outcome: Micro-20: Apply the concepts of opportunity cost, marginal analysis, and present value to make decisions.
AACSB: Analytical thinking
Special Feature: None

164) Is it possible for a firm to have a comparative advantage in producing something without having an absolute advantage? Why or why not?
Answer: Yes, a firm can have a comparative advantage without having an absolute advantage if it can produce a good or service at a lower opportunity cost than competitors, even if it is not able to produce more of the good or service than its competitors.
Diff: 2 Page Ref: 50
Topic: Comparative Advantage
*: Recurring
Learning Outcome: Micro-3: Discuss different types of market systems and the gains that can be made from trade
AACSB: Analytical thinking
Special Feature: None

Copyright © 2017 Pearson Education, Inc.

Access Complete Test Bank for Essentials of Economics 5th Hubbard

165) Should countries specialize in producing goods and services based on having a comparative advantage or an absolute advantage? Why?
Answer: Countries should specialize in producing products based on comparative advantage because this allows countries to produce those products and services at a lower opportunity cost than competitors.
Diff: 2 Page Ref: 50
Topic: Specialization
*: Recurring
Learning Outcome: Micro-3: Discuss different types of market systems and the gains that can be made from trade
AACSB: Analytical thinking
Special Feature: None

Table 2-30

	Wristwatch	**Rice (bushels)**
Japan	200 hours	10 hours
Thailand	180 hours	6 hours

166) ***Refer to Table 2-30.*** This table shows the number of labor hours required to produce a wristwatch and a bushel of rice in Japan and Thailand.

a. Which country has an absolute advantage in the production of wristwatches?
b. Which country has an absolute advantage in the production of rice?
c. What is Japan's opportunity cost of producing one wristwatch?
d. What is Thailand's opportunity cost of producing one wristwatch?
e. What is Japan's opportunity cost of producing one bushel of rice?
f. What is Thailand's opportunity cost of producing one bushel of rice?
g. If each country specializes in the production of the product in which it has a comparative advantage, who should produce wristwatches?
h. If each country specializes in the production of the product in which it has a comparative advantage, who should produce rice?
Answer:
a. Thailand has an absolute advantage in the production of wristwatches.
b. Thailand has an absolute advantage in rice production.
c. Japan's opportunity cost of producing one wristwatch is 20 bushels of rice.
d. Thailand's opportunity cost of producing one wristwatch is 30 bushels of rice
e. Japan's opportunity cost of one bushel of rice is 0.05 units of a wristwatch.
f. Thailand's opportunity cost of one bushel of rice is 0.03 units of a wristwatch.
g. Japan should specialize in producing wristwatches.
h. Thailand should specialize in producing rice.
Diff: 3 Page Ref: 50
Topic: Specialization
*: Recurring
Learning Outcome: Micro-20: Apply the concepts of opportunity cost, marginal analysis, and present value to make decisions
AACSB: Analytical thinking
Special Feature: None

Copyright © 2017 Pearson Education, Inc.

Access Complete Test Bank for Essentials of Economics 5th Hubbard

167) Suppose in Belgium, the opportunity cost of producing a trombone is 8 clarinets. In Denmark, the opportunity cost of producing a trombone is 6 clarinets.

a. What is the opportunity cost of producing a clarinet for Belgium?
b. What is the opportunity cost of producing a clarinet for Denmark?
c. Which country has a comparative advantage in the production of clarinets?
d. Which country has a comparative advantage in the production of trombones?

Answer:

a. For Belgium, the opportunity cost of producing a clarinet is 1/8 of a trombone.
b. For Denmark, the opportunity cost of producing a clarinet is 1/6 of a trombone.
c. Belgium has a comparative advantage in the production of clarinets.
d. Denmark has a comparative advantage in the production of trombones.

Diff: 3 Page Ref: 50
Topic: Opportunity Cost
*: Recurring
Learning Outcome: Micro-20: Apply the concepts of opportunity cost, marginal analysis, and present value to make decisions
AACSB: Analytical thinking
Special Feature: None

Copyright © 2017 Pearson Education, Inc.

Access Complete Test Bank for Essentials of Economics 5th Hubbard

Table 2-31

	Cell Phone	Lumber (board feet)
Estonia	20 hours	5 hours
Finland	18 hours	4 hours

168) ***Refer to Table 2-31.*** This table shows the number of labor hours required to produce a cell phone and a board foot of lumber in Estonia and Finland.

a. Which country has an absolute advantage in the production of cell phones?
b. Which country has an absolute advantage in the production of lumber?
c. What is Estonia's opportunity cost of producing one cell phone?
d. What is Finland's opportunity cost of producing one cell phone?
e. What is Estonia's opportunity cost of producing one board foot of lumber?
f. What is Finland's opportunity cost of producing one board foot of lumber?
g. If each country specializes in the production of the product in which it has a comparative advantage, who should produce cell phones?
h. If each country specializes in the production of the product in which it has a comparative advantage, who should produce lumber?
Answer:
a. Finland has an absolute advantage in the production of cell phones.
b. Finland has an absolute advantage in lumber production.
c. Estonia's opportunity cost of producing one cell phone is 4 board feet of lumber.
d. Finland's opportunity cost of producing one cell phone is 4.5 board feet of lumber
e. Estonia's opportunity cost of one board foot of lumber is 0.25 units of a cell phone.
f. Finland's opportunity cost of one board foot of lumber is 0.22 units of a cell phone.
g. Estonia should specialize in producing cell phones.
h. Finland should specialize in producing lumber.
Diff: 3 Page Ref: 50
Topic: Specialization
*: Recurring
Learning Outcome: Micro-20: Apply the concepts of opportunity cost, marginal analysis, and present value to make decisions
AACSB: Analytical thinking
Special Feature: None

Copyright © 2017 Pearson Education, Inc.

Access Complete Test Bank for Essentials of Economics 5th Hubbard

Table 2-32

	Cell Phone	Lumber (board foot)
Estonia	20 hours	5 hours
Finland	18 hours	4 hours

169) ***Refer to Table 2-32.*** This table shows the number of labor hours required to produce a cell phone and a board foot of lumber in Estonia and Finland.

a. If each country has a total of 3,600 labor hours to devote to the production of the two goods, draw the production possibilities frontier for each country. Put "Cell Phone" on the horizontal axis and "Lumber" on the vertical axis. Be sure to identify the intercept values on your graphs.
b. Suppose each country allocates 55% its labor hours to lumber production and 45% to the production of cell phones. Complete Table 2-34 below to show each country's output of the two products.

Table 2-33: Production and Consumption with no Trade

	Cell Phone Output	Lumber Output (board feet)
Estonia		
Finland		
Total		

c. If the two countries do not trade and consume whatever they produce, identify the current production and consumption point for each country on their respective production possibilities frontiers. Label Estonia's consumption point "*E*" and Finland's consumption point, "*F*."
d. Suppose the two countries specialize and trade. Who should produce cell phones and who should produce lumber? Explain your answer.
e. Complete Table 2-35 below to show each country's output with specialization.

Table 2-34: Output with Specialization

	Cell Phone Output	Lumber Output (board feet)
Estonia		
Finland		
Total		

f. Did specialization increase the combined output for the two countries without any increase in resources? If so, by how much?
g. Suppose Estonia and Finland agree to trade so that in exchange for 400 board feet of lumber, the exporter of lumber receives 90 cell phones. Complete Table 2-36 below to show each country's consumption bundle after trade.

Copyright © 2017 Pearson Education, Inc.

Access Complete Test Bank for Essentials of Economics 5th Hubbard

Table 2-35: Consumption with Trade

	Cell Phones	Lumber (board feet)
Estonia		
Finland		

h. Show the consumption points after trade on each country's production possibilities frontier. Label these points "X" for Estonia and "Y" for Finland.
i. Has trade made the two countries better off? Explain your answer.
Answer:
a.

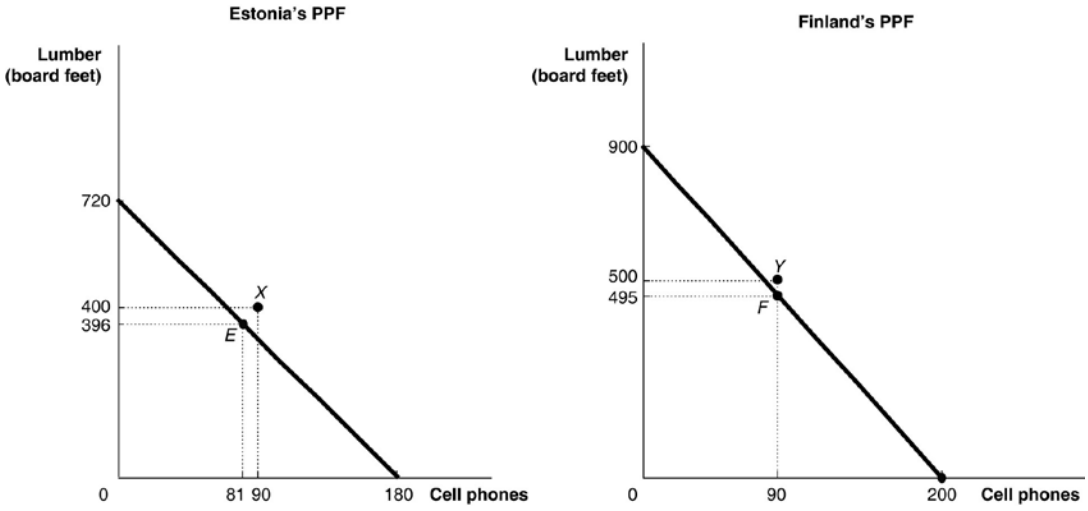

b.
Table 2-33: Production and Consumption with no Trade

	Cell Phone Output	Lumber Output (board feet)
Estonia	81	396
Finland	90	495
Total	171	891

c. See graph in part (a)
d. Estonia should specialize in producing cell phones because it has a lower opportunity cost: 4 board feet of lumber as opposed to Finland's 4.5 board feet of lumber. Finland should specialize in producing lumber because it has a lower opportunity cost: 0.22 units of a cell phone as opposed to Estonia's 0.25 units of a cell phone.

Copyright © 2017 Pearson Education, Inc.

Access Complete Test Bank for Essentials of Economics 5th Hubbard

e.

Table 2-34: Output with Specialization

	Cell Phone Output	**Lumber output (board feet)**
Estonia	180	0
Finland	0	900
Total	180	900

f. Yes, cell phone output increased by 9 units (from 171 units to 180 units) and lumber output increased by 9 board feet (from 891 board feet to 900 board feet).

g.

Table 2-35: Consumption with Trade

	Cell Phones	**Lumber (board feet)**
Estonia	90	400
Finland	90	500

h. See graph in part (a)

i. Yes, trade has enabled the two countries to consume outside their PPFs. (Compare Table 2-36 with Table 2-34)

Diff: 3 Page Ref: 52-53
Topic: Specialization
Learning Outcome: Micro-20: Apply the concepts of opportunity cost, marginal analysis, and present value to make decisions
AACSB: Analytical thinking
Special Feature: Solved Problem: Comparative Advantage and the Gains from Trade

170) Suppose in the United States, the opportunity cost of producing a motor engine is 4 auto bodies. In Canada, the opportunity cost of producing a motor engine is 2 auto bodies.

a. What is the opportunity cost of producing an auto body for the United States?
b. What is the opportunity cost of producing an auto body for Canada?
c. Which country has a comparative advantage in the production of auto bodies?
d. Which country has a comparative advantage in the production of motor engines?

Answer:

a. For the United States, the opportunity cost of producing an auto body is 1/4 of a motor engine.
b. For Canada, the opportunity cost of producing an auto body is 1/2 of a motor engine.
c. The United States has a comparative advantage in the production of auto bodies.
d. Canada has a comparative advantage in the production of motor engines.

Diff: 3 Page Ref: 50
Topic: Opportunity Cost
*: Recurring
Learning Outcome: Micro-20: Apply the concepts of opportunity cost, marginal analysis, and present value to make decisions
AACSB: Analytical thinking
Special Feature: None

Copyright © 2017 Pearson Education, Inc.

Access Complete Test Bank for Essentials of Economics 5th Hubbard

2.3 The Market System

1) Which of the following is *not* a factor of production?
A) an acre of farmland
B) a drill press in a machine shop
C) the manager of the local tire shop
D) $1,000 in cash
Answer: D
Diff: 2 Page Ref: 54
Topic: Factors of Production
*: Recurring
Learning Outcome: Micro-3: Discuss different types of market systems and the gains that can be made from trade.
AACSB: Analytical thinking
Special Feature: None

2) Which of the following is a factor of production?
A) an oven in a bakery
B) a share of General Motors' stock
C) a credit card
D) a $500 Treasury bond
Answer: A
Diff: 2 Page Ref: 54
Topic: Factors of Production
*: Recurring
Learning Outcome: Micro-3: Discuss different types of market systems and the gains that can be made from trade.
AACSB: Analytical thinking
Special Feature: None

3) An example of a factor of production for Dell is
A) stock issued by Dell.
B) the computers exported by Dell.
C) corporate bonds sold by Dell.
D) a worker hired by Dell.
Answer: D
Diff: 2 Page Ref: 54
Topic: Factors of Production
*: Recurring
Learning Outcome: Micro-3: Discuss different types of market systems and the gains that can be made from trade.
AACSB: Analytical thinking
Special Feature: None

Copyright © 2017 Pearson Education, Inc.

Access Complete Test Bank for Essentials of Economics 5th Hubbard

4) If a commercial dairy farm wants to raise funds to purchase feeding troughs, it does so in the
A) output market.
B) product market.
C) factor market.
D) dairy products market.
Answer: C
Diff: 1 Page Ref: 55
Topic: Markets
*: Recurring
Learning Outcome: Micro-3: Discuss different types of market systems and the gains that can be made from trade.
AACSB: Analytical thinking
Special Feature: None

5) The natural resources used in production are made available in the
A) goods and services market.
B) product market.
C) government market.
D) factor market.
Answer: D
Diff: 1 Page Ref: 55
Topic: Markets
*: Recurring
Learning Outcome: Micro-3: Discuss different types of market systems and the gains that can be made from trade.
AACSB: Analytical thinking
Special Feature: None

6) When you purchase a new pair of jeans you do so in the
A) factor market.
B) input market.
C) product market.
D) resource market.
Answer: C
Diff: 1 Page Ref: 55
Topic: Markets
*: Recurring
Learning Outcome: Micro-3: Discuss different types of market systems and the gains that can be made from trade.
AACSB: Analytical thinking
Special Feature: None

7) The resource income earned by those who supply _____ is called wages.
A) labor
B) capital
C) natural resources
D) entrepreneurship
Answer: A
Diff: 1 Page Ref: 55
Topic: Factors of Production
*: Recurring
Learning Outcome: Micro-3: Discuss different types of market systems and the gains that can be made from trade.
AACSB: Analytical thinking
Special Feature: None

Copyright © 2017 Pearson Education, Inc.

Access Complete Test Bank for Essentials of Economics 5th Hubbard

8) Which of the following statements about an entrepreneur is *false*?
A) An entrepreneur organizes the other factors of production into a working unit.
B) An entrepreneur develops the vision for the firm and funds the producing unit.
C) An entrepreneur sells his entrepreneurial services in the output market.
D) An entrepreneur risks the personal funds provided.
Answer: C
Diff: 2 Page Ref: 55
Topic: Factors of Production
*: Recurring
Learning Outcome: Micro-3: Discuss different types of market systems and the gains that can be made from trade.
AACSB: Analytical thinking
Special Feature: None

9) The _____ demonstrates the roles played by households and firms in the market system.
A) production possibilities frontier
B) circular flow model
C) theory of comparative advantage
D) business cycle
Answer: B
Diff: 2 Page Ref: 56
Topic: The Circular Flow of Income
*: Recurring
Learning Outcome: Micro-3: Discuss different types of market systems and the gains that can be made from trade.
AACSB: Analytical thinking
Special Feature: None

10) Households
A) have no involvement in the circular flow in a market economy.
B) purchase resources in the factor market.
C) sell goods in the product market.
D) sell resources in the factor market.
Answer: D
Diff: 1 Page Ref: 55
Topic: The Circular Flow of Income
*: Recurring
Learning Outcome: Micro-3: Discuss different types of market systems and the gains that can be made from trade.
AACSB: Analytical thinking
Special Feature: None

Copyright © 2017 Pearson Education, Inc.

Access Complete Test Bank for Essentials of Economics 5th Hubbard

11) Households _____ final goods and services in the _____ market.
A) purchase; factor
B) purchase; product
C) sell; factor
D) sell; product
Answer: B
Diff: 1 Page Ref: 55
Topic: The Circular Flow of Income
*: Recurring
Learning Outcome: Micro-3: Discuss different types of market systems and the gains that can be made from trade.
AACSB: Analytical thinking
Special Feature: None

12) In the circular flow model, producers
A) sell goods and services in the input market.
B) and households spend earnings from resource sales on goods and services in the factor market.
C) hire resources sold by households in the factor market.
D) spend earnings from resource sales on goods and services in the product market.
Answer: C
Diff: 1 Page Ref: 55
Topic: The Circular Flow of Income
*: Recurring
Learning Outcome: Micro-20: Apply the concepts of opportunity cost, marginal analysis, and present value to make decisions.
AACSB: Analytical thinking
Special Feature: None

13) Which of the following is a flow in the circular flow model?
A) the flow of goods and services from households to firms
B) the flow of profit and the flow of revenue
C) the flow of income earned by firms and the flow of expenditures earned by households
D) the flow of revenue received by firms and the flow of payments to resource owners
Answer: D
Diff: 2 Page Ref: 56
Topic: The Circular Flow of Income
*: Recurring
Learning Outcome: Micro-3: Discuss different types of market systems and the gains that can be made from trade.
AACSB: Analytical thinking
Special Feature: None

Copyright © 2017 Pearson Education, Inc.

Access Complete Test Bank for Essentials of Economics 5th Hubbard

Figure 2-15

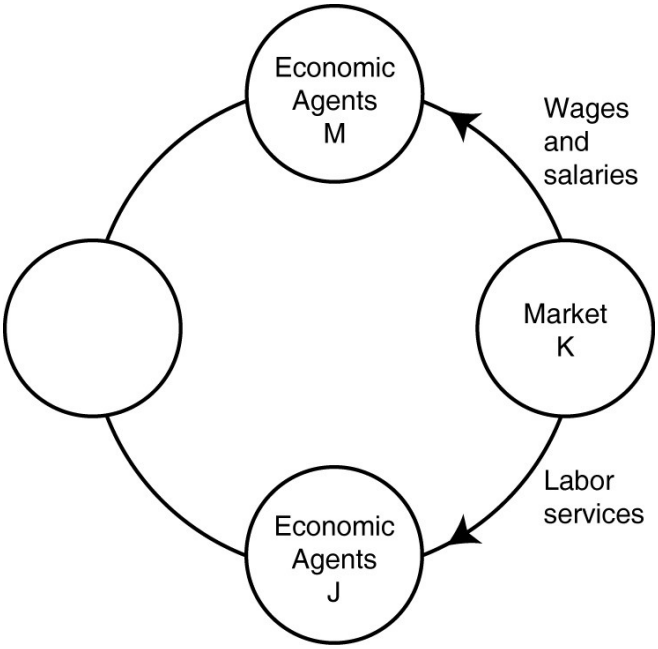

14) ***Refer to Figure 2-15.*** One segment of the circular flow diagram in the figure shows the flow of labor services from market *K* to economic agents *J*. What is market *K* and who are economic agents *J*?
A) *K* = factor markets; *J* = households
B) *K* = product markets; *J* = households
C) *K* = factor markets; *J* = firms
D) *K* = product markets; *J* = firms
Answer: C
Diff: 2 Page Ref: 55
Topic: The Circular Flow of Income
*: Recurring
Learning Outcome: Micro-2: Interpret and analyze information presented in different types of graphs.
AACSB: Analytical thinking
Special Feature: None

15) ***Refer to Figure 2-15.*** One segment of the circular flow diagram in the figure shows the flow of wages and salaries from market *K* to economic agents *M*. What is market *K* and who are economic agents *M*?
A) *K* = factor markets; *M* = households
B) *K* = product markets; *M* = households
C) *K* = factor markets; *M* = firms
D) *K* = product markets; *M* = firms
Answer: A
Diff: 2 Page Ref: 55
Topic: The Circular Flow of Income
*: Recurring
Learning Outcome: Micro-2: Interpret and analyze information presented in different types of graphs.
AACSB: Analytical thinking
Special Feature: None

Copyright © 2017 Pearson Education, Inc.

Access Complete Test Bank for Essentials of Economics 5th Hubbard

16) ***Refer to Figure 2-15.*** In the circular flow diagram, market *K* represents
A) households.
B) product markets.
C) firms.
D) factor markets.
Answer: D
Diff: 2 Page Ref: 55-56
Topic: The Circular Flow
*: Recurring
Learning Outcome: Micro-2: Interpret and analyze information presented in different types of graphs
AACSB: Analytical thinking
Special Feature: None

17) ***Refer to Figure 2-15.*** In the circular flow diagram, economic agents *M* represent
A) households.
B) product markets.
C) firms.
D) factor markets.
Answer: A
Diff: 2 Page Ref: 55-56
Topic: The Circular Flow
*: Recurring
Learning Outcome: Micro-2: Interpret and analyze information presented in different types of graphs
AACSB: Analytical thinking
Special Feature: None

18) Which of the following are separate flows in the circular flow model?
A) the flow of goods and the flow of services
B) the flow of costs and the flow of revenue
C) the flow of income earned from the sale of resources and the flow of expenditures on goods and services.
D) the flow of income received by households and the flow of tax revenues paid by households
Answer: C
Diff: 2 Page Ref: 55
Topic: The Circular Flow of Income
*: Recurring
Learning Outcome: Micro-3: Discuss different types of market systems and the gains that can be made from trade.
AACSB: Analytical thinking
Special Feature: None

Copyright © 2017 Pearson Education, Inc.

Access Complete Test Bank for Essentials of Economics 5th Hubbard

19) Which of the following statements about a circular flow model is *false*?
A) Producers are buyers in the factor market and sellers in the product market.
B) Households are neither buyers nor sellers in the input market.
C) Producers are buyers in the factor market.
D) Households are buyers in the product market.
Answer: B
Diff: 2 Page Ref: 55
Topic: The Circular Flow of Income
*: Recurring
Learning Outcome: Micro-3: Discuss different types of market systems and the gains that can be made from trade.
AACSB: Analytical thinking
Special Feature: None

Figure 2-16

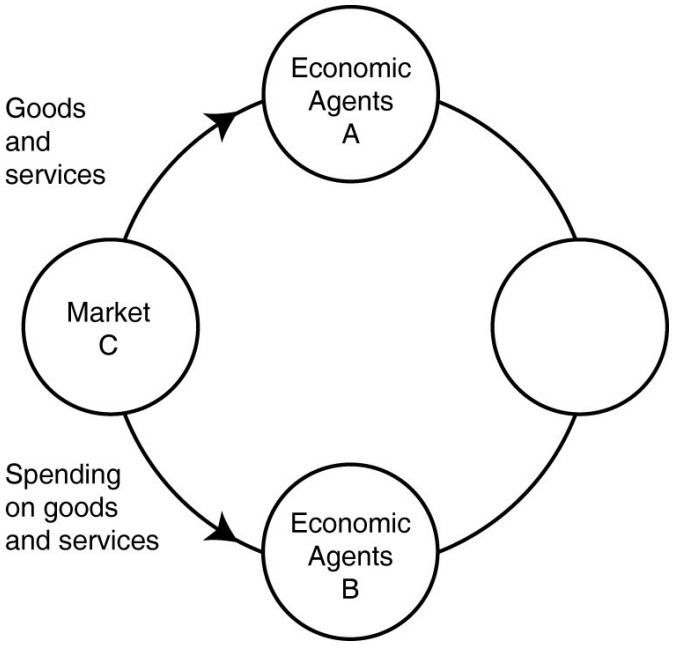

20) ***Refer to Figure 2-16.*** One segment of the circular flow diagram in the figure shows the flow of goods and services from market *C* to economic agents *A*. What is market *C* and who are economic agents *A*?
A) *C* = factor markets; *A* = households
B) *C* = product markets; *A* = households
C) *C* = factor markets; *A* = firms
D) *C*= product markets; *A* = firms
Answer: B
Diff: 2 Page Ref: 55
Topic: The Circular Flow of Income
*: Recurring
Learning Outcome: Micro-2: Interpret and analyze information presented in different types of graphs.
AACSB: Analytical thinking
Special Feature: None

Copyright © 2017 Pearson Education, Inc.

Access Complete Test Bank for Essentials of Economics 5th Hubbard

21) ***Refer to Figure 2-16.*** In the circular flow diagram, who are economic agents *A* and who are economic agents *B*?
A) *A* = firms; *B* = households
B) *A* = households; *B* = firms
C) *A* = households; *B* = factor markets
D) *A*= firms; *B* = product markets
Answer: B
Diff: 2 Page Ref: 55-56
Topic: The Circular Flow
*: Recurring
Learning Outcome: Micro-2: Interpret and analyze information presented in different types of graphs
AACSB: Analytical thinking
Special Feature: None

Figure 2-17

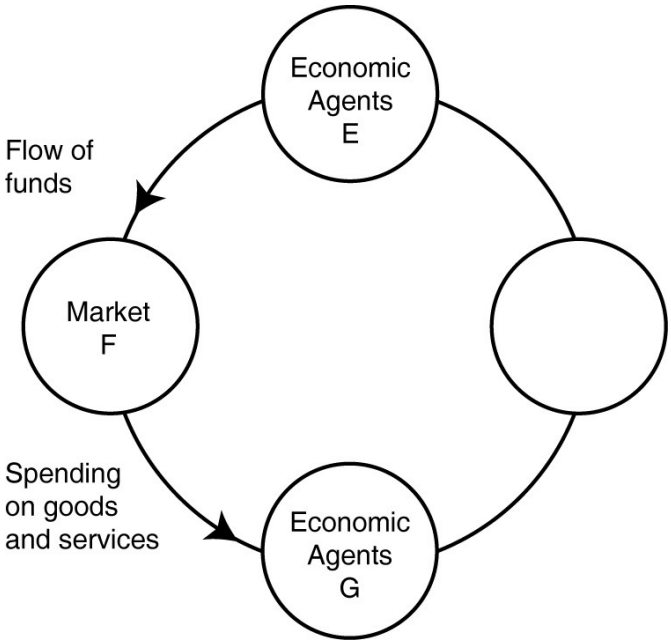

22) ***Refer to Figure 2-17.*** One segment of the circular flow diagram in the figure shows the flow of funds from economic agents *E* to market *F*. Who are economic agents *E* and what is market *F*?
A) *E* = households; *F* = product markets
B) *E* = firms; *F* = product markets
C) *E* = households ; *F* = factor markets
D) none of the above
Answer: A
Diff: 2 Page Ref: 55
Topic: The Circular Flow of Income
*: Recurring
Learning Outcome: Micro-3: Discuss different types of market systems and the gains that can be made from trade.
AACSB: Analytical thinking
Special Feature: None

Copyright © 2017 Pearson Education, Inc.

Access Complete Test Bank for Essentials of Economics 5th Hubbard

23) ***Refer to Figure 2-17.*** One segment of the circular flow diagram in the Figure shows the flow of funds from market *F* to economic agents *G*. The funds represent spending on goods and services. What is market *F* and who are economic agents *G*?
A) *F* = factor markets; *G* = households
B) *F* = product markets; *G* = households
C) *F* = factor markets; *G* = firms
D) *F* = product markets; *G* = firms
Answer: D
Diff: 2 Page Ref: 55-56
Topic: The Circular Flow
*: Recurring
Learning Outcome: Micro-3: Discuss different types of market systems and the gains that can be made from trade
AACSB: Analytical thinking
Special Feature: None

24) All of the following are examples of spending on factors of production in the circular flow model *except*
A) Bima hires two students to work at his ice-cream store.
B) "Get Fit Together" purchases 3 new treadmills for its gym.
C) Iris buys a dozen roses for her mother's birthday.
D) The Banyan Tree rents a much larger property so that it can add a restaurant to its facilities.
Answer: C
Diff: 2 Page Ref: 55
Topic: The Circular Flow of Income
*: Recurring
Learning Outcome: Micro-3: Discuss different types of market systems and the gains that can be made from trade.
AACSB: Analytical thinking
Special Feature: None

25) Which of the following is an example of spending on factors of production in the circular flow model?
A) Carolina has her nails done before her 20th high school class reunion.
B) Giorgio buys snow cones for his youth soccer team after each game.
C) Stevie trades in his old cell phone for a newer model.
D) Arlisha purchases a cotton candy machine for her concession stand at the state fair.
Answer: D
Diff: 2 Page Ref: 56
Topic: The Circular Flow of Income
*: Recurring
Learning Outcome: Micro-3: Discuss different types of market systems and the gains that can be made from trade.
AACSB: Analytical thinking
Special Feature: None

Copyright © 2017 Pearson Education, Inc.

Access Complete Test Bank for Essentials of Economics 5th Hubbard

26) Which of the following is an example of spending on goods and services in the circular flow model?
A) Belinda purchases a new computer for her tax-preparation business.
B) Javier buys 800 square feet of wood flooring for his vacation home.
C) Celeste buys fresh herbs at the farmers' market to use in her restaurant.
D) Timmy purchases a new examination table for use in his veterinary clinic.
Answer: B
Diff: 2 Page Ref: 56
Topic: The Circular Flow of Income
*: Recurring
Learning Outcome: Micro-3: Discuss different types of market systems and the gains that can be made from trade.
AACSB: Analytical thinking
Special Feature: None

27) "An Inquiry into the Nature and Causes of the Wealth of Nations" published in 1776 was written by
A) John Maynard Keynes.
B) Karl Marx.
C) Alfred Marshall.
D) Adam Smith.
Answer: D
Diff: 1 Page Ref: 56
Topic: Markets
*: Recurring
Learning Outcome: Micro-1: Identify the basic principles of economics and explain how to think like an economist.
Special Feature: None

Copyright © 2017 Pearson Education, Inc.

Access Complete Test Bank for Essentials of Economics 5th Hubbard

Figure 2-18

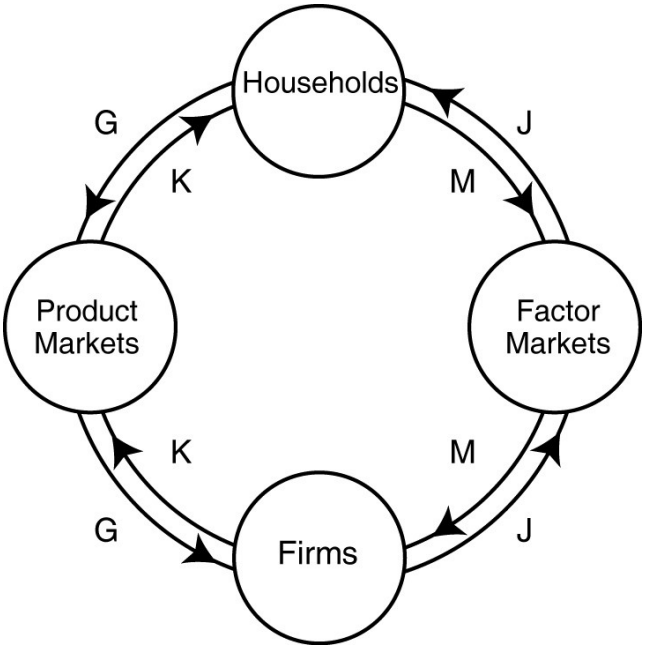

28) ***Refer to Figure 2-18.*** Which two arrows in the diagram depict the following transaction: LaDonna sells 20 pairs of sunglasses at the Oakley store.
A) *J* and *M*
B) *J* and *G*
C) *K* and *M*
D) *K* and *G*
Answer: D
Diff: 2 Page Ref: 55
Topic: The Circular Flow of Income
*: Recurring
Learning Outcome: Micro-2: Interpret and analyze information presented in different types of graphs.
AACSB: Analytical thinking
Special Feature: None

29) ***Refer to Figure 2-18.*** Which two arrows in the diagram depict the following transaction: Dorian Gray hires "Wild Oscar," a professional portrait artist, to paint his picture.
A) *J* and *M*
B) *K* and *G*
C) *K* and *M*
D) *J* and *G*
Answer: B
Diff: 2 Page Ref: 55
Topic: The Circular Flow of Income
*: Recurring
Learning Outcome: Micro-2: Interpret and analyze information presented in different types of graphs.
AACSB: Analytical thinking
Special Feature: None

Copyright © 2017 Pearson Education, Inc.

Access Complete Test Bank for Essentials of Economics 5th Hubbard

30) ***Refer to Figure 2-18.*** Which two arrows in the diagram depict the following transaction: Barney earns $250 for selling scissors and razors to Floyd's Barber Shop.
A) *J* and *M*
B) *K* and *G*
C) *K* and *M*
D) *J* and *G*
Answer: A
Diff: 2 Page Ref: 55
Topic: The Circular Flow of Income
*: Recurring
Learning Outcome: Micro-2: Interpret and analyze information presented in different types of graphs.
AACSB: Analytical thinking
Special Feature: None

31) ***Refer to Figure 2-18.*** Which two arrows in the diagram depict the following transaction: Myrna earns $450 for working at HempHill's Drug Store.
A) *J* and *M*
B) *K* and *G*
C) *K* and *M*
D) *J* and *G*
Answer: A
Diff: 2 Page Ref: 55
Topic: The Circular Flow of Income
*: Recurring
Learning Outcome: Micro-2: Interpret and analyze information presented in different types of graphs.
AACSB: Analytical thinking
Special Feature: None

32) ***Refer to Figure 2-18.*** Which two arrows in the diagram depict the following transaction: Stanley purchases the novel *Night of Sorrows* for his summer reading pleasure.
A) *J* and *M*
B) *J* and *G*
C) *K* and *M*
D) *K* and *G*
Answer: D
Diff: 2 Page Ref: 55-56
Topic: The Circular Flow
*: Recurring
Learning Outcome: Micro-2: Interpret and analyze information presented in different types of graphs
AACSB: Analytical thinking
Special Feature: None

Copyright © 2017 Pearson Education, Inc.

Access Complete Test Bank for Essentials of Economics 5th Hubbard

33) ***Refer to Figure 2-18.*** Which two arrows in the diagram depict the following transaction: Lizzie Haxem hires "The Paint Pros," a professional painting company, to paint her home.
A) *J* and *M*
B) *K* and *G*
C) *K* and *M*
D) *J* and *G*
Answer: B
Diff: 2 Page Ref: 55-56
Topic: The Circular Flow
*: Recurring
Learning Outcome: Micro-2: Interpret and analyze information presented in different types of graphs
AACSB: Analytical thinking
Special Feature: None

34) ***Refer to Figure 2-18.*** Which two arrows in the diagram depict the following transaction: Carter earns a $400 commission for selling men's designer shoes at Brooks Brothers.
A) *J* and *M*
B) *K* and *G*
C) *K* and *M*
D) *J* and *G*
Answer: A
Diff: 2 Page Ref: 55-56
Topic: The Circular Flow
*: Recurring
Learning Outcome: Micro-2: Interpret and analyze information presented in different types of graphs
AACSB: Analytical thinking
Special Feature: None

35) Adam Smith's behavioral assumption about humans was that people
A) typically act irrationally.
B) usually act in a rational, self-interested way.
C) are consistently greedy.
D) typically act randomly.
Answer: B
Diff: 1 Page Ref: 56
Topic: Markets
*: Recurring
Learning Outcome: Micro-1: Identify the basic principles of economics and explain how to think like an economist.
AACSB: Analytical thinking
Special Feature: None

Copyright © 2017 Pearson Education, Inc.

Access Complete Test Bank for Essentials of Economics 5th Hubbard

36) All of the following countries come close to the free market benchmark *except*
A) Canada.
B) North Korea.
C) Germany.
D) Singapore.
Answer: B
Diff: 1 Page Ref: 57
Topic: Markets
*: Recurring
Learning Outcome: Micro-3: Discuss different types of market systems and the gains that can be made from trade.
AACSB: Analytical thinking
Special Feature: None

37) Adam Smith's invisible hand refers to
A) the government's unobtrusive role in ensuring that the economy functions efficiently.
B) property ownership laws and the rule of the court system.
C) the process by which individuals acting in their own self-interest bring about a market outcome that benefits society as a whole.
D) the laws of nature that influence economics decisions.
Answer: C
Diff: 2 Page Ref: 57
Topic: Markets
*: Recurring
Learning Outcome: Micro-1: Identify the basic principles of economics and explain how to think like an economist.
AACSB: Analytical thinking
Special Feature: None

38) All of the following are critical functions of the government in facilitating the operation of a market economy *except*
A) protecting private property.
B) enforcing property rights.
C) ensuring an equal distribution of income to all citizens.
D) enforcing contracts.
Answer: C
Diff: 2 Page Ref: 59-61
Topic: Markets
*: Recurring
Learning Outcome: Micro-3: Discuss different types of market systems and the gains that can be made from trade.
AACSB: Analytical thinking
Special Feature: None

Copyright © 2017 Pearson Education, Inc.

Access Complete Test Bank for Essentials of Economics 5th Hubbard

39) The term "property rights" refers to
A) the physical possession of a house or any other property which the owner legally purchased.
B) the ability to exercise control over one's own resources within the confines of the law.
C) the government's right to appropriate land from wealthy land owners to redistribute to peasants.
D) the right of a business not to have its assets confiscated by the government in the event that the business is accused of committing fraud.
Answer: B
Diff: 2 Page Ref: 60
Topic: Property Rights
*: Recurring
Learning Outcome: Micro-3: Discuss different types of market systems and the gains that can be made from trade.
AACSB: Analytical thinking
Special Feature: None

40) The primary purpose of _____ is to encourage the expenditure of funds on research and development to create new products.
A) centrally planned economies
B) government-run health care
C) nationalizing oil companies
D) patents and copyrights
Answer: D
Diff: 1 Page Ref: 61
Topic: Property Rights
*: Recurring
Learning Outcome: Micro-3: Discuss different types of market systems and the gains that can be made from trade.
AACSB: Analytical thinking
Special Feature: None

41) A major factor contributing to the slow growth rate of less-developed economies is
A) the lack of well-defined and enforceable property rights.
B) the lack of natural resources.
C) the lack of workers.
D) the high rate of illiteracy.
Answer: A
Diff: 2 Page Ref: 60
Topic: Property Rights
*: Recurring
Learning Outcome: Micro-3: Discuss different types of market systems and the gains that can be made from trade.
AACSB: Analytical thinking
Special Feature: None

Copyright © 2017 Pearson Education, Inc.

Access Complete Test Bank for Essentials of Economics 5th Hubbard

42) A successful market economy requires
A) a government-controlled banking system and government price controls.
B) well-defined property rights and an independent court system to adjudicate disputes based on the law.
C) generous unemployment benefits and paid medical leave for everyone in the labor force.
D) an equitable distribution of income and limits on immigration.
Answer: B
Diff: 1 Page Ref: 60-61
Topic: Property Rights
*: Recurring
Learning Outcome: Micro-3: Discuss different types of market systems and the gains that can be made from trade.
AACSB: Analytical thinking
Special Feature: None

43) Consider the following items:
a. the novel "The Girl On The Train" by Paula Hawkins
b. the "The Spirited Shipper," an innovative wine shipping box
c. a Swiss chef's award-winning recipe
d. an original fabric design, for example, the fabric used for "Coach" bags and luggage

Which of the items listed is an example of intellectual property?
A) a and b only
B) a, b, and c
C) a and d only
D) all of the items listed
Answer: D
Diff: 2 Page Ref: 61
Topic: Property Rights
*: Recurring
Learning Outcome: Micro-3: Discuss different types of market systems and the gains that can be made from trade.
AACSB: Analytical thinking
Special Feature: None

44) Consider the following items:
a. the album "Wilder Mind" by Mumford & Sons
b. a Dutch horticulturalist's new method for cultivating hybrid tulips
c. Rolls Royce's "Spirit of Ecstasy" hood ornament design
d. the sale of Tumi luggage at a Macy's department store

Which of the items listed is an example of intellectual property?
A) a and b only
B) a, b, and c
C) a and d only
D) all of the items listed
Answer: B
Diff: 2 Page Ref: 61
Topic: Property Rights
*: Recurring
Learning Outcome: Micro-3: Discuss different types of market systems and the gains that can be made from trade.
AACSB: Analytical thinking
Special Feature: None

Copyright © 2017 Pearson Education, Inc.

Access Complete Test Bank for Essentials of Economics 5th Hubbard

45) An organization of producers that limits the amount of a good produced is known as a
A) free market organization.
B) guild.
C) collective.
D) co-op.
Answer: B
Diff: 1 Page Ref: 56
Topic: Markets
*: Recurring
Learning Outcome: Micro-3: Discuss different types of market systems and the gains that can be made from trade.
AACSB: Analytical thinking
Special Feature: None

46) In 18th century Europe, governments gave guilds legal authority to limit production of goods. How did this authority either obstruct or improve the market mechanism?
A) It improved the market mechanism by making it more efficient because the guilds were able to quickly identify and rectify any market shortages and surpluses.
B) It improved the market mechanism because the government's actions provided the correct set of signals to the market so that producers can adjust their output to better meet the needs of consumers.
C) It obstructed the market mechanism because the guild's actions prevented the forces of demand and supply from coordinating the self-interested decisions of producers and consumers.
D) It obstructed the market mechanism because with one more party having to coordinate activities (the guilds) there were delays in getting the products to consumers.
Answer: C
Diff: 2 Page Ref: 56
Topic: Markets
*: Recurring
Learning Outcome: Micro-3: Discuss different types of market systems and the gains that can be made from trade.
AACSB: Analytical thinking
Special Feature: None

47) Stricter laws and regulations to protect intellectual property rights
A) will help to create a more successful market system.
B) will only benefit those companies whose intellectual property rights have in the past been ignored.
C) will tend to have little impact on an economy since intellectual property is not tangible.
D) will create a stronger and more successful black market for intellectual property.
Answer: A
Diff: 1 Page Ref: 61
Topic: Property Rights
*: Recurring
Learning Outcome: Micro-5: List ways in which governments intervene in markets and explain the consequences of such intervention.
AACSB: Analytical thinking
Special Feature: None

Copyright © 2017 Pearson Education, Inc.

Access Complete Test Bank for Essentials of Economics 5th Hubbard

48) If a nation changes its laws to more actively enforce intellectual property rights, all of the following will most likely take place *except*
A) more software companies will choose to export their products to that country.
B) more film makers will choose to do business in that country.
C) the black market for intellectual property will become more prosperous in that country.
D) foreign investment in that country will increase.
Answer: C
Diff: 2 Page Ref: 61
Topic: Property Rights
*: Recurring
Learning Outcome: Micro-5: List ways in which governments intervene in markets and explain the consequences of such intervention.
AACSB: Analytical thinking
Special Feature: None

49) Which of the following is a factor of production?
A) a necklace produced by a jewelry manufacturer
B) 50 shares of Google stock
C) the security guard at the local bank
D) $1,000 in casino chips
Answer: C
Diff: 2 Page Ref: 54
Topic: Factors of Production
*: Recurring
Learning Outcome: Micro-3: Discuss different types of market systems and the gains that can be made from trade.
AACSB: Analytical thinking
Special Feature: None

50) An example of a factor of production is
A) a bottle of wine produced by a vineyard.
B) a vintner hired by a vineyard.
C) a loan granted to a vineyard.
D) the wine exported by a vineyard.
Answer: B
Diff: 2 Page Ref: 54
Topic: Factors of Production
*: Recurring
Learning Outcome: Micro-3: Discuss different types of market systems and the gains that can be made from trade.
AACSB: Analytical thinking
Special Feature: None

Copyright © 2017 Pearson Education, Inc.

Access Complete Test Bank for Essentials of Economics 5th Hubbard

51) If a brewery wants to raise funds to purchase a new fermenting vat, it does so in the
A) factor market.
B) output market.
C) product market.
D) alcoholic beverages market.
Answer: A
Diff: 2 Page Ref: 54
Topic: Markets
*: Recurring
Learning Outcome: Micro-3: Discuss different types of market systems and the gains that can be made from trade.
AACSB: Analytical thinking
Special Feature: None

52) When you purchase a new set of spurs you do so in the
A) resource market.
B) product market.
C) input market.
D) factor market.
Answer: B
Diff: 1 Page Ref: 54
Topic: Markets
*: Recurring
Learning Outcome: Micro-3: Discuss different types of market systems and the gains that can be made from trade.
AACSB: Analytical thinking
Special Feature: None

53) Which of the following is an example of spending on factors of production in the circular flow model?
A) Orson buys a package of beef jerky at a convenience store.
B) Bernadette gets a manicure and pedicure before attending her parents' anniversary party.
C) Landon pays $100 for a season pass to a water park.
D) The "Suds Bucket" car wash buys new squeegees for all its employees.
Answer: D
Diff: 2 Page Ref: 55
Topic: The Circular Flow of Income
*: Recurring
Learning Outcome: Micro-3: Discuss different types of market systems and the gains that can be made from trade.
AACSB: Analytical thinking
Special Feature: None

54) All of the following are examples of spending on goods and services in the circular flow model *except*
A) Giovani buys a new cell phone to replace the one he flushed down the toilet.
B) Amir buys a new humidor for his cigar shop.
C) Isabella buys the sushi plate for lunch at the Turning Japanese Sushi Bar.
D) Vijay buys a new minivan for his family's cross-country vacation.
Answer: B
Diff: 2 Page Ref: 55
Topic: The Circular Flow of Income
*: Recurring
Learning Outcome: Micro-3: Discuss different types of market systems and the gains that can be made from trade.
AACSB: Analytical thinking
Special Feature: None

Copyright © 2017 Pearson Education, Inc.

Access Complete Test Bank for Essentials of Economics 5th Hubbard

Article Summary

On October 5, 2015, 12 nations, including the United States, reached an agreement on the Trans-Pacific Partnership (TPP) treaty, a free-trade agreement that has been negotiated in total secrecy for more than five years. One of the more controversial parts of the agreement deals with intellectual property rights, with details of this provision released to the public by the Website Wikileaks. According to Wikileaks, the intellectual property rights section of the TPP contains regulations that would potentially have "wide-ranging effects on internet services, medicines, publishers, civil liberties, and biological patents." Included in these regulations is the potential to extend patents on pharmaceuticals which could delay the development of less expensive, generic versions of the patented drugs.

Source: Doug Bolton, "TPP leaked: Wikileaks releases intellectual property chapter of controversial internet and medicine-regulating trade agreement," independent.co.uk, October 9, 2015.

55) ***Refer to the Article Summary***. If the 12 nations that are a part of the TPP do agree to these stricter pharmaceutical patent laws as a way to increase intellectual property rights, all of the following would most likely occur *except*
A) pharmaceutical companies would increase investment in the development of more experimental drugs.
B) pharmaceutical companies would consider expanding operations to these TPP nations.
C) more patents would be issued to pharmaceutical companies.
D) fewer dollars would be spent on the development of new medicines.
Answer: D
Diff: 2 Page Ref: 61
Topic: Property Rights
*: Recurring
Learning Outcome: Micro-5: List ways in which governments intervene in markets and explain the consequences of such intervention.
AACSB: Analytical thinking
Special Feature: Making the Connection: TPP leaked: Wikileaks releases intellectual property chapter of controversial internet and medicine-regulating trade agreement

56) Once the copyright on a book expires,
A) the book is in the public domain, but only the author or the author's descendants are allowed to publish the book.
B) the first person to again publish the book is granted renewed copyright protection.
C) the book can no longer be published.
D) anyone is free to publish the book.
Answer: D
Diff: 2 Page Ref: 61-62
Topic: Property Rights
*: Recurring
Learning Outcome: Micro-5: List ways in which governments intervene in markets and explain the consequences of such intervention.
AACSB: Analytical thinking
Special Feature: Making the Connection: An Elementary Case of Copyright

Copyright © 2017 Pearson Education, Inc.

Access Complete Test Bank for Essentials of Economics 5th Hubbard

57) Which of the following is a factor of production?
A) a sofa produced by a furniture manufacturer
B) 20 shares of Microsoft stock
C) the janitor at the local elementary school
D) $500 in cash
Answer: C
Diff: 2 Page Ref: 54
Topic: Factors of Production
*: Recurring
Learning Outcome: Micro-3: Discuss different types of market systems and the gains that can be made from trade
AACSB: Analytical thinking
Special Feature: None

58) An example of a factor of production is
A) a car produced by an auto manufacturer.
B) a worker hired by an auto manufacturer.
C) a loan granted to an auto manufacturer.
D) the automobiles exported by an auto manufacturer.
Answer: B
Diff: 2 Page Ref: 54
Topic: Factors of Production
*: Recurring
Learning Outcome: Micro-3: Discuss different types of market systems and the gains that can be made from trade
AACSB: Analytical thinking
Special Feature: None

59) If a vineyard wants to raise funds to purchase a new bottling machine, it does so in the
A) factor market.
B) output market.
C) product market.
D) alcoholic beverages market.
Answer: A
Diff: 1 Page Ref: 54
Topic: Markets
*: Recurring
Learning Outcome: Micro-3: Discuss different types of market systems and the gains that can be made from trade
AACSB: Analytical thinking
Special Feature: None

60) A worker is hired in a
A) goods and services market.
B) product market.
C) government market.
D) factor market.
Answer: D
Diff: 1 Page Ref: 54
Topic: Markets
*: Recurring
Learning Outcome: Micro-3: Discuss different types of market systems and the gains that can be made from trade
AACSB: Analytical thinking
Special Feature: None

Copyright © 2017 Pearson Education, Inc.

Access Complete Test Bank for Essentials of Economics 5th Hubbard

61) When you purchase a new surfboard you do so in the
A) resource market.
B) product market.
C) input market.
D) factor market.
Answer: B
Diff: 1 Page Ref: 54
Topic: Markets
*: Recurring
Learning Outcome: Micro-3: Discuss different types of market systems and the gains that can be made from trade
AACSB: Analytical thinking
Special Feature: None

62) The resource income earned by those who supply labor services is called
A) wages and salaries.
B) stock options.
C) profit.
D) bonus.
Answer: A
Diff: 1 Page Ref: 54
Topic: Factors of Production
*: Recurring
Learning Outcome: Micro-3: Discuss different types of market systems and the gains that can be made from trade
AACSB: Analytical thinking
Special Feature: None

63) Which of the following statements about an entrepreneur is *true*?
A) purchases other factors of production in the output market
B) develops the vision for the firm and funds the producing unit
C) sells his entrepreneurial services in the output market
D) does not face personal risk
Answer: B
Diff: 2 Page Ref: 54
Topic: Factors of Production
*: Recurring
Learning Outcome: Micro-3: Discuss different types of market systems and the gains that can be made from trade
AACSB: Analytical thinking
Special Feature: None

Copyright © 2017 Pearson Education, Inc.

Access Complete Test Bank for Essentials of Economics 5th Hubbard

64) The circular flow model demonstrates
A) the role of the government in overseeing the market system.
B) the roles played by households and firms in the market system.
C) how shortages and surpluses are eliminated in a market.
D) how demand and supply for goods and services are brought into equilibrium.
Answer: B
Diff: 2 Page Ref: 55-56
Topic: The Circular Flow
*: Recurring
Learning Outcome: Micro-3: Discuss different types of market systems and the gains that can be made from trade
AACSB: Analytical thinking
Special Feature: None

65) Firms
A) have no influence on the circular flow in a market economy.
B) purchase resources in the product market.
C) sell goods in the product market.
D) sell resources in the factor market.
Answer: C
Diff: 1 Page Ref: 55-56
Topic: The Circular Flow
*: Recurring
Learning Outcome: Micro-3: Discuss different types of market systems and the gains that can be made from trade
AACSB: Analytical thinking
Special Feature: None

66) Households
A) purchase final goods and services in the factor market.
B) purchase final goods and services in the product market.
C) purchase resources in the product market.
D) purchase resources in the factor market.
Answer: B
Diff: 1 Page Ref: 55-56
Topic: The Circular Flow
*: Recurring
Learning Outcome: Micro-3: Discuss different types of market systems and the gains that can be made from trade
AACSB: Analytical thinking
Special Feature: None

Copyright © 2017 Pearson Education, Inc.

Access Complete Test Bank for Essentials of Economics 5th Hubbard

67) In the circular flow model, households
A) sell goods and services in the input market.
B) and firms spend earnings from resource sales on goods and services in the factor market.
C) hire resources sold by firms in the factor market.
D) spend earnings from resource sales on goods and services in the product market.
Answer: D
Diff: 1 Page Ref: 55-56
Topic: The Circular Flow
*: Recurring
Learning Outcome: Micro-20: Apply the concepts of opportunity cost, marginal analysis, and present value to make decisions
AACSB: Analytical thinking
Special Feature: None

68) Which of the following is *not* a flow in the circular flow model?
A) the flow of goods and services and the flow of resources to produce goods and services
B) the flow of profit and the flow of revenue
C) the flow of income earned by households and the flow of expenditures incurred by households
D) the flow of revenue received by producers and the flow of payments to resource owners
Answer: B
Diff: 2 Page Ref: 55-56
Topic: The Circular Flow
*: Recurring
Learning Outcome: Micro-3: Discuss different types of market systems and the gains that can be made from trade
AACSB: Analytical thinking
Special Feature: None

69) Which of the following are represented by the same flow in the circular flow model?
A) the flow of goods and the flow of factors of production
B) the flow of costs and the flow of revenue
C) the flow of income earned from the sale of resources and the flow of expenditures on goods and services
D) the flow of income received by households and the flow of tax revenues paid by firms
Answer: B
Diff: 2 Page Ref: 55-56
Topic: The Circular Flow
*: Recurring
Learning Outcome: Micro-3: Discuss different types of market systems and the gains that can be made from trade
AACSB: Analytical thinking
Special Feature: None

Copyright © 2017 Pearson Education, Inc.

Access Complete Test Bank for Essentials of Economics 5th Hubbard

70) Which of the following statements is *true* about a simple circular flow model?
A) Producers are neither buyers nor sellers in the product market.
B) Households are neither buyers nor sellers in the input market.
C) Producers are buyers in the factors market.
D) Households are sellers in the product market.
Answer: C
Diff: 2 Page Ref: 55-56
Topic: The Circular Flow
*: Recurring
Learning Outcome: Micro-3: Discuss different types of market systems and the gains that can be made from trade
AACSB: Analytical thinking
Special Feature: None

71) Which of the following is an example of spending on factors of production in the circular flow model?
A) Tuan purchases a cappuccino at the student union.
B) Laurence rents a car to drive to a wedding in San Diego.
C) Yvette pays $50 to join a softball league.
D) The "Lucky Ducky" casino buys a new craps table for the casino floor.
Answer: D
Diff: 2 Page Ref: 55-56
Topic: The Circular Flow
*: Recurring
Learning Outcome: Micro-3: Discuss different types of market systems and the gains that can be made from trade
AACSB: Analytical thinking
Special Feature: None

72) All of the following are examples of spending on goods and services in the circular flow model *except*
A) Amanda purchases a new electric guitar to pursue her hobby seriously.
B) Chaitanya buys a new spa pedicure chair for her expanding nail salon business.
C) Hernan buys a pizza at Papa C's.
D) Lenny buys a new digital camera to take pictures at his son's graduation.
Answer: B
Diff: 2 Page Ref: 55-56
Topic: The Circular Flow
*: Recurring
Learning Outcome: Micro-3: Discuss different types of market systems and the gains that can be made from trade
AACSB: Analytical thinking
Special Feature: None

73) Published in 1776, _____ was written by Adam Smith.
A) "The General Theory of Employment, Interest, and Money"
B) "The Communist Manifesto"
C) "The Declaration of Economics"
D) "An Inquiry into the Nature and Causes of the Wealth of Nations"
Answer: D
Diff: 1 Page Ref: 56
Topic: Markets
*: Recurring
Learning Outcome: Micro-1: Identify the basic principles of economics and explain how to think like an economist
AACSB: Analytical thinking
Special Feature: None

Copyright © 2017 Pearson Education, Inc.

Access Complete Test Bank for Essentials of Economics 5th Hubbard

74) _____ behavioral assumption about humans was that people usually act in a rational, self-interested way.
A) Thomas Malthus's
B) Adam Smith's
C) Karl Marx's
D) Janet Yellen's
Answer: B
Diff: 1 Page Ref: 56
Topic: Markets
*: Recurring
Learning Outcome: Micro-1: Identify the basic principles of economics and explain how to think like an economist
AACSB: Analytical thinking
Special Feature: None

75) Which of the following countries does *not* come close to the free market benchmark?
A) the United States
B) Japan
C) Cuba
D) France
Answer: C
Diff: 1 Page Ref: 56
Topic: Markets
*: Recurring
Learning Outcome: Micro-3: Discuss different types of market systems and the gains that can be made from trade
AACSB: Analytical thinking
Special Feature: None

76) Adam Smith's _____ refers to the process by which individuals acting in their own self-interest bring about a market outcome that benefits society as a whole.
A) Utopian society
B) comparative advantage model
C) invisible hand
D) survival of the fittest theory
Answer: C
Diff: 2 Page Ref: 57
Topic: Markets
*: Recurring
Learning Outcome: Micro-1: Identify the basic principles of economics and explain how to think like an economist
AACSB: Analytical thinking
Special Feature: None

Copyright © 2017 Pearson Education, Inc.

Access Complete Test Bank for Essentials of Economics 5th Hubbard

77) A critical function of the government in facilitating the operation of a market economy is
A) producing goods and services for low-income households.
B) setting up and enforcing private property rights.
C) ensuring an equal distribution of income to all citizens.
D) controlling the market prices of food items.
Answer: B
Diff: 2 Page Ref: 60
Topic: Markets
*: Recurring
Learning Outcome: Micro-3: Discuss different types of market systems and the gains that can be made from trade
AACSB: Analytical thinking
Special Feature: None

78) The ability to exercise control over one's own resources within the confines of the law refers to
A) the free market.
B) one's property rights.
C) entrepreneurship.
D) having an absolute advantage.
Answer: B
Diff: 1 Page Ref: 60
Topic: Property Rights
*: Recurring
Learning Outcome: Micro-3: Discuss different types of market systems and the gains that can be made from trade
AACSB: Analytical thinking
Special Feature: None

79) The primary purpose of patents and copyrights is to
A) provide owners with large profit forever.
B) protect firms from being taken advantage of by competing firms.
C) protect domestic firms from foreign competition.
D) encourage the expenditure of funds on research and development to create new products.
Answer: D
Diff: 1 Page Ref: 60-61
Topic: Property Rights
*: Recurring
Learning Outcome: Micro-3: Discuss different types of market systems and the gains that can be made from trade
AACSB: Analytical thinking
Special Feature: None

80) If property rights are not well enforced, all of the following are likely to occur *except*
A) fewer goods and services will be produced.
B) economic efficiency will be reduced.
C) an economy will produce inside its production possibilities frontier.
D) a significant number of people will be willing to risk their funds by investing them in local businesses.
Answer: D
Diff: 2 Page Ref: 60-61
Topic: Property Rights
*: Recurring
Learning Outcome: Micro-3: Discuss different types of market systems and the gains that can be made from trade
AACSB: Analytical thinking
Special Feature: None

Copyright © 2017 Pearson Education, Inc.

Access Complete Test Bank for Essentials of Economics 5th Hubbard

81) A successful market economy requires well defined property rights and
A) balanced supplies of all factors of production.
B) an independent court system to adjudicate disputes based on the law.
C) detailed government regulations.
D) a safety net to ensure that those who cannot participate in the market economy can earn an income.
Answer: B
Diff: 2 Page Ref: 60-61
Topic: Property Rights
*: Recurring
Learning Outcome: Micro-3: Discuss different types of market systems and the gains that can be made from trade
AACSB: Analytical thinking
Special Feature: None

82) All of the following are considered intellectual property *except*
A) books.
B) films.
C) software.
D) shares of stock.
Answer: D
Diff: 2 Page Ref: 60-61
Topic: Property Rights
*: Recurring
Learning Outcome: Micro-3: Discuss different types of market systems and the gains that can be made from trade
AACSB: Analytical thinking
Special Feature: None

83) A guild is
A) a group of independent producers competing with each other.
B) an organization of producers that limits the amount of a good produced.
C) a group of nations who agree not to compete with each other.
D) a nation that is a free-market benchmark.
Answer: B
Diff: 1 Page Ref: 56
Topic: Markets
*: Recurring
Learning Outcome: Micro-3: Discuss different types of market systems and the gains that can be made from trade
AACSB: Analytical thinking
Special Feature: None

Copyright © 2017 Pearson Education, Inc.

Access Complete Test Bank for Essentials of Economics 5th Hubbard

84) In 18th century Europe, governments gave guilds legal authority to limit production of goods. This authority obstructed the market mechanism because the guild's actions prevented the forces of _____ from coordinating the self-interested decisions of producers and consumers.
A) absolute advantage
B) demand and supply
C) opportunity cost
D) nature
Answer: B
Diff: 2 Page Ref: 56
Topic: Markets
*: Recurring
Learning Outcome: Micro-3: Discuss different types of market systems and the gains that can be made from trade
AACSB: Analytical thinking
Special Feature: None

85) When a celebrity has the desire to have his image protected following his death, this is best described as an example of the protection of
A) an invention.
B) a patent.
C) a trademark.
D) intellectual property.
Answer: D
Diff: 2 Page Ref: 60-61
Topic: Property Rights
*: Recurring
Learning Outcome: Micro-5: List ways in which governments intervene in markets and explain the consequences of such intervention
AACSB: Analytical thinking
Special Feature: None

86) In the desire to have a celebrity's image protected to prevent it from being used in ways he would not approve, a celebrity's estate
A) will probably not be successful, since there are no laws regulating this kind of use in the United States.
B) will have to be granted a patent declaring the celebrity's image a new product, and this will give the estate protection for 7 years.
C) can rely on U.S. laws that protect intellectual property rights to prevent the unauthorized use of his image.
D) will most likely be more successful in developing countries than in high-income countries, since property regulations are better enforced in developing countries.
Answer: C
Diff: 2 Page Ref: 60-61
Topic: Property Rights
*: Recurring
Learning Outcome: Micro-5: List ways in which governments intervene in markets and explain the consequences of such intervention
AACSB: Analytical thinking
Special Feature: None

Copyright © 2017 Pearson Education, Inc.

Access Complete Test Bank for Essentials of Economics 5th Hubbard

87) Which of the following is a factor of production?
A) an acre of forested land
B) a U.S. Treasury bond
C) 20 shares of Ford stock
D) $25,000 in cash
Answer: A
Diff: 2 Page Ref: 54
Topic: Factors of Production
*: Recurring
Learning Outcome: Micro-3: Discuss different types of market systems and the gains that can be made from trade
AACSB: Analytical thinking
Special Feature: None

88) Which of the following is an example of spending on goods and services in the circular flow model?
A) Micah purchases a new wrench for his auto repair business.
B) Chester buys a first-class ticket from Atlanta to London for his long-awaited vacation.
C) Toby buys a new lawn mower to use in his lawn care business.
D) Lily purchases a new massage table for use in her therapy center.
Answer: B
Diff: 2 Page Ref: 55
Topic: The Circular Flow
*: Recurring
Learning Outcome: Micro-3: Discuss different types of market systems and the gains that can be made from trade
AACSB: Analytical thinking
Special Feature: None

Copyright © 2017 Pearson Education, Inc.

Access Complete Test Bank for Essentials of Economics 5th Hubbard

Article Summary

On October 5, 2015, 12 nations, including the United States, reached an agreement on the Trans-Pacific Partnership (TPP) treaty, a free-trade agreement that has been negotiated in total secrecy for more than five years. One of the more controversial parts of the agreement deals with intellectual property rights, with details of this provision released to the public by the Website Wikileaks. According to Wikileaks, the intellectual property rights section of the TPP contains regulations that would potentially have "wide-ranging effects on internet services, medicines, publishers, civil liberties, and biological patents." Included in these regulations is the potential to extend patents on pharmaceuticals which could delay the development of less expensive, generic versions of the patented drugs.

Source: Doug Bolton, "TPP leaked: Wikileaks releases intellectual property chapter of controversial internet and medicine-regulating trade agreement," independent.co.uk, October 9, 2015.

89) ***Refer to the Article Summary***. If the 12 nations that are a part of the TPP do *not* agree to these stricter pharmaceutical patent laws as a way to increase intellectual property rights and ignore any international agreements which do protect these intellectual property rights, which of the following would most likely occur?
A) Pharmaceutical companies would decrease investment in the development of more experimental drugs.
B) Pharmaceutical companies would consider expanding operations to these TPP nations.
C) More patents would be issued to pharmaceutical companies.
D) More dollars would be spent on the development of new medicines.
Answer: A
Diff: 2 Page Ref: 61
Topic: Property Rights
*: Recurring
Learning Outcome: Micro-5: List ways in which governments intervene in markets and explain the consequences of such intervention.
AACSB: Analytical thinking
Special Feature: Making the Connection: TPP leaked: Wikileaks releases intellectual property chapter of controversial internet and medicine-regulating trade agreement

90) Once the copyright on a book expires,
A) any publisher can now claim copyright of that author's words.
B) only the first publisher to reissue the book can claim copyright of that author's words.
C) no publisher can claim copyright of that author's words, but the book can be reissued by any publisher.
D) no publisher can claim copyright of that author's words because the book can never be reissued.
Answer: C
Diff: 2 Page Ref: 61-62
Topic: Property Rights
*: Recurring
Learning Outcome: Micro-5: List ways in which governments intervene in markets and explain the consequences of such intervention.
AACSB: Analytical thinking
Special Feature: Making the Connection: An Elementary Case of Copyright

Copyright © 2017 Pearson Education, Inc.

Access Complete Test Bank for Essentials of Economics 5th Hubbard

91) The payment received by suppliers of entrepreneurial skills is called interest.
Answer: FALSE
Diff: 1 Page Ref: 54
Topic: Factors of Production
*: Recurring
Learning Outcome: Micro-3: Discuss different types of market systems and the gains that can be made from trade.
AACSB: Analytical thinking
Special Feature: None

92) In the circular flow model, households supply resources such as labor services in the factor market.
Answer: TRUE
Diff: 1 Page Ref: 55
Topic: The Circular Flow of Income
*: Recurring
Learning Outcome: Micro-3: Discuss different types of market systems and the gains that can be made from trade.
AACSB: Analytical thinking
Special Feature: None

93) Entrepreneurs bring together the factors of production to produce goods and services.
Answer: TRUE
Diff: 1 Page Ref: 54
Topic: Factors of Production
*: Recurring
Learning Outcome: Micro-3: Discuss different types of market systems and the gains that can be made from trade.
AACSB: Analytical thinking
Special Feature: None

94) In a free market there are virtually no restrictions, or at best few restrictions, on how factors of production can be employed.
Answer: TRUE
Diff: 1 Page Ref: 55
Topic: Markets
*: Recurring
Learning Outcome: Micro-3: Discuss different types of market systems and the gains that can be made from trade.
AACSB: Analytical thinking
Special Feature: None

95) Crude oil is not an example of a factor of production, but when crude oil is processed into gasoline, it is a factor of production.
Answer: FALSE
Diff: 2 Page Ref: 54
Topic: Factors of Production
*: Recurring
Learning Outcome: Micro-3: Discuss different types of market systems and the gains that can be made from trade.
AACSB: Analytical thinking
Special Feature: None

Copyright © 2017 Pearson Education, Inc.

Access Complete Test Bank for Essentials of Economics 5th Hubbard

96) Each person goes about her daily business seeking to maximize her own self interests. In doing so, she contributes to the welfare of society at large. This is the idea underlying Adam Smith's "invisible hand."
Answer: TRUE
Diff: 2 Page Ref: 57
Topic: Markets
*: Recurring
Learning Outcome: Micro-3: Discuss different types of market systems and the gains that can be made from trade.
AACSB: Analytical thinking
Special Feature: None

97) The payment received by suppliers of entrepreneurial skills is called wages.
Answer: FALSE
Diff: 1 Page Ref: 54
Topic: Factors of Production
*: Recurring
Learning Outcome: Micro-3: Discuss different types of market systems and the gains that can be made from trade.
AACSB: Analytical thinking
Special Feature: None

98) In the circular flow model, households demand resources such as labor services in the factor market.
Answer: FALSE
Diff: 2 Page Ref: 55
Topic: The Circular Flow of Income
*: Recurring
Learning Outcome: Micro-3: Discuss different types of market systems and the gains that can be made from trade.
AACSB: Analytical thinking
Special Feature: None

99) In economics, the term "free market" refers to a market where products are traded but not sold.
Answer: FALSE
Diff: 1 Page Ref: 56
Topic: Markets
*: Recurring
Learning Outcome: Micro-3: Discuss different types of market systems and the gains that can be made from trade.
AACSB: Analytical thinking
Special Feature: None

100) In a free market there are significant restrictions on how a good or service can be produced or sold.
Answer: FALSE
Diff: 1 Page Ref: 56
Topic: Markets
*: Recurring
Learning Outcome: Micro-3: Discuss different types of market systems and the gains that can be made from trade.
AACSB: Analytical thinking
Special Feature: None

Copyright © 2017 Pearson Education, Inc.

Access Complete Test Bank for Essentials of Economics 5th Hubbard

101) A bed of oysters is not an example of a factor of production but the shucked oysters used to make oyster stew are a factor of production.
Answer: FALSE
Diff: 2 Page Ref: 55
Topic: Factors of Production
*: Recurring
Learning Outcome: Micro-3: Discuss different types of market systems and the gains that can be made from trade.
AACSB: Analytical thinking
Special Feature: None

102) The payment received by suppliers of entrepreneurial skills is called profit.
Answer: TRUE
Diff: 1 Page Ref: 54
Topic: Factors of Production
*: Recurring
Learning Outcome: Micro-3: Discuss different types of market systems and the gains that can be made from trade
AACSB: Analytical thinking
Special Feature: None

103) In the circular flow model, households demand resources such as labor services in the product market.
Answer: FALSE
Diff: 1 Page Ref: 55
Topic: The Circular Flow
*: Recurring
Learning Outcome: Micro-3: Discuss different types of market systems and the gains that can be made from trade
AACSB: Analytical thinking
Special Feature: None

104) In economics, the term "free market" refers to a market where no sales tax is imposed on products sold.
Answer: FALSE
Diff: 1 Page Ref: 56
Topic: Markets
*: Recurring
Learning Outcome: Micro-3: Discuss different types of market systems and the gains that can be made from trade
AACSB: Analytical thinking
Special Feature: None

105) In a free market there are virtually no restrictions, or at best few restrictions, on how a good or service can be produced or sold.
Answer: TRUE
Diff: 1 Page Ref: 56
Topic: Markets
*: Recurring
Learning Outcome: Micro-3: Discuss different types of market systems and the gains that can be made from trade
AACSB: Analytical thinking
Special Feature: None

Copyright © 2017 Pearson Education, Inc.

Access Complete Test Bank for Essentials of Economics 5th Hubbard

106) A stand of redwood trees is not an example of a factor of production but the harvested and processed redwood is a factor of production.
Answer: FALSE
Diff: 2 Page Ref: 54
Topic: Factors of Production
*: Recurring
Learning Outcome: Micro-3: Discuss different types of market systems and the gains that can be made from trade
AACSB: Analytical thinking
Special Feature: None

107) The idea underlying Adam Smith's "invisible hand" is that people tend to behave in ways that go unnoticed in society.
Answer: FALSE
Diff: 2 Page Ref: 57
Topic: Markets
*: Recurring
Learning Outcome: Micro-3: Discuss different types of market systems and the gains that can be made from trade
AACSB: Analytical thinking
Special Feature: None

108) The payment received by suppliers of entrepreneurial skills is called rent.
Answer: FALSE
Diff: 1 Page Ref: 54
Topic: Factors of Production
*: Recurring
Learning Outcome: Micro-3: Discuss different types of market systems and the gains that can be made from trade
AACSB: Analytical thinking
Special Feature: None

109) In the circular flow model, households supply resources such as labor services in the product market.
Answer: FALSE
Diff: 1 Page Ref: 55
Topic: The Circular Flow
*: Recurring
Learning Outcome: Micro-3: Discuss different types of market systems and the gains that can be made from trade
AACSB: Analytical thinking
Special Feature: None

110) A welding machine is an example of a factor of production if it is being used to produce automobiles.
Answer: TRUE
Diff: 2 Page Ref: 54
Topic: Factors of Production
*: Recurring
Learning Outcome: Micro-3: Discuss different types of market systems and the gains that can be made from trade
AACSB: Analytical thinking
Special Feature: None

Copyright © 2017 Pearson Education, Inc.

Access Complete Test Bank for Essentials of Economics 5th Hubbard

111) What is the difference between product markets and factor markets?
Answer: Product markets are markets for goods and services. Factor markets are markets for the factors of production, which are the inputs used to make goods and services.
Diff: 1 Page Ref: 54
Topic: Markets
*: Recurring
Learning Outcome: Micro-3: Discuss different types of market systems and the gains that can be made from trade.
AACSB: Analytical thinking
Special Feature: None

112) How do firms and households interact in markets?
Answer: Firms supply goods and services to households, and buy factors of production from households. Households supply factors of production to firms, and buy goods and services from firms.
Diff: 1 Page Ref: 55
Topic: The Circular Flow of Income
*: Recurring
Learning Outcome: Micro-3: Discuss different types of market systems and the gains that can be made from trade.
AACSB: Analytical thinking
Special Feature: None

113) What is meant by the term "free market"?
Answer: A free market is a market with few government restrictions on how a good or service can be produced or sold or on how factors of production can be employed.
Diff: 1 Page Ref: 56
Topic: Markets
*: Recurring
Learning Outcome: Micro-3: Discuss different types of market systems and the gains that can be made from trade.
AACSB: Analytical thinking
Special Feature: None

114) How does Adam Smith's idea of the "invisible hand" apply to the various parts, made by many different manufacturers in many different countries, that are used by Apple to produce an iPad?
Answer: Smith used the "invisible hand" reference to explain why markets provide consumers with desired products and services. In the case of the iPad, the invisible hand of the market has led these parts manufacturers to contribute their knowledge and resources to the process that ultimately results in a product available for sale in the United States and around the world.
Diff: 3 Page Ref: 57-59
Topic: Markets
Learning Outcome: Micro-1: Identify the basic principles of economics and explain how to think like an economist.
AACSB: Analytical thinking
Special Feature: Making the Connection: A Story of the Market System in Action: How Do You Make an iPad?

115) What is a circular flow diagram and what does it demonstrate?
Answer: A circular flow diagram is a model that illustrates how participants in markets are linked. It shows who supplies and purchases factors of production and who supplies and purchases goods and services.
Diff: 2 Page Ref: 55
Topic: The Circular Flow of Income
*: Recurring
Learning Outcome: Micro-3: Discuss different types of market systems and the gains that can be made from trade.
AACSB: Analytical thinking
Special Feature: None

Copyright © 2017 Pearson Education, Inc.

Access Complete Test Bank for Essentials of Economics 5th Hubbard

116) What is an entrepreneur?
Answer: An entrepreneur is someone who operates a business, bringing together the factors of production to produce goods and services.
Diff: 2 Page Ref: 59
Topic: Elasticity and Economic Issues
*: Recurring
Learning Outcome: Micro-3: Discuss different types of market systems and the gains that can be made from trade.
AACSB: Analytical thinking
Special Feature: None

117) Identify whether each of the following transactions will take place in the factor market or in the product market.
a. Graciela buys a Tesla Motors Model X.
b. Lashan works 60 hours a week at a law firm.
c. Tito sells his family's farmland to a housing developer.
d. Tesla Motors increases employment at its Fremont, California plant.
Answer: a takes place in the product market.
b, c, and d take place in the factor market.
Diff: 2 Page Ref: 54
Topic: Markets
*: Recurring
Learning Outcome: Micro-3: Discuss different types of market systems and the gains that can be made from trade.
AACSB: Analytical thinking
Special Feature: None

118) In a simple circular flow diagram, who supplies factors of production in markets and who buys these factors of production? Who supplies goods and services in markets and who buys these goods and services?
Answer: Households supply factors of production and buy goods and services in markets. Firms buy factors of production and supply goods and services in markets.
Diff: 2 Page Ref: 55-56
Topic: The Circular Flow
*: Recurring
Learning Outcome: Micro-3: Discuss different types of market systems and the gains that can be made from trade
AACSB: Analytical thinking
Special Feature: None

119) List the four broad categories of factors of production.
Answer: labor, capital, natural resources, and entrepreneurship
Diff: 2 Page Ref: 54
Topic: Factors of Production
*: Recurring
Learning Outcome: Micro-3: Discuss different types of market systems and the gains that can be made from trade
AACSB: Analytical thinking
Special Feature: None

Copyright © 2017 Pearson Education, Inc.

Access Complete Test Bank for Essentials of Economics 5th Hubbard

120) Define the term "property rights." Explain why the lack of well-defined and enforceable property rights is detrimental to the smooth functioning of a market system.
Answer: The term "property rights" refers to the rights that individuals or firms have to the exclusive use of their resources, within the confines of the law. Well-defined and enforceable property rights provide the incentive for people and firms to invest resources and undertake risks. This encourages the production of a wide range of goods and services. Without property rights and the means to enforce these rights, no person would want to undertake such a risk.
Diff: 2 Page Ref: 60-61
Topic: Property Rights
*: Recurring
Learning Outcome: Micro-3: Discuss different types of market systems and the gains that can be made from trade
AACSB: Analytical thinking
Special Feature: None

121) Why are music, television, and movie companies concerned about their products being posted to Internet Websites such as YouTube?
Answer: These companies believe that their intellectual property rights are being violated when the unauthorized use of their material appears on these Websites, and this reduces their ability to sell CDs and DVDs of this material.
Diff: 3 Page Ref: 60-61
Topic: Property Rights
*: Recurring
Learning Outcome: Micro-3: Discuss different types of market systems and the gains that can be made from trade
AACSB: Analytical thinking
Special Feature: None

122) Adam Smith, the father of modern economics wrote in his book, *An Inquiry into the Nature and Causes of the Wealth of Nations*, "It is not from the benevolence of the butcher, the brewer, or the baker, that we expect our dinner but from their regard to their own interest." Explain what he meant by that statement and how such behavior promotes the wealth of a nation.
Answer: The statement refer to the fact that people act in their own self- interest. For example, the butcher who sells meat and the baker who bakes bread carry out these activities because these tasks contribute to their livelihood, not because they are concerned about the diner. Nevertheless, their actions benefit the diner. This is precisely one of the virtues of a market: people do not have to act virtuously to produce worthwhile outcomes. Producing goods and services that consumers value increases the wealth of a nation.
Diff: 3 Page Ref: 57-59
Topic: Markets
Learning Outcome: Micro-1: Identify the basic principles of economics and explain how to think like an economist
AACSB: Analytical thinking
Special Feature: Making the Connection: A Story of the Marketing System in Action: How Do You Make an iPad?

Copyright © 2017 Pearson Education, Inc.

Access Complete Test Bank for Essentials of Economics 5th Hubbard

123) Identify whether each of the following transactions will take place in the factor market or in the product market:

a. Shondra buys a Harley-Davidson Softail motorcycle.
b. Aimee works 20 hours a week at a grocery store.
c. Gustavo sells a warehouse to a produce delivery company.
d. Ocean Spray increases employment at its Middleboro, Massachusetts plant.

Answer: a takes place in the product market.
b, c, and d take place in the factor market.
Diff: 2 Page Ref: 54
Topic: Markets
*: Recurring
Learning Outcome: Micro-3: Discuss different types of market systems and the gains that can be made from trade
AACSB: Analytical thinking
Special Feature: None

Copyright © 2017 Pearson Education, Inc.

Access Complete Test Bank for Essentials of Economics 5th Hubbard