Test Bank for Developing Musicianship through Aural Skills - A Holistic Approach to Sight Singing and Ear Training 3rd Cleland

ete Test Bank for Developing Musicianship through Aural Skills - A Holistic Approach to Sight Singing and Ear Traini

Unit 9 Individual Exam Instructions

1. Divide a Beat into 2, 3, 4 and 6 Even Parts (10 points)
   Set up a steady beat and call out numbers. Have the student change beat divisions based on the numbers you call out. Grade on accuracy and immediacy of transition between the divisions.

2. Perform an Augmented Triplet (10 points)
   Set up a steady beat. Have the student perform augmented triplets against your beat. Grade on process (5 points) and accuracy of rhythm (5 points).

3. Perform a Rhythm (20 points)
   Give the student a minute to look over the rhythm. Grade on accuracy (10 points) and musicality (10 points).

4. Sing a Chromatic Scale (10 points)
   Give the student a tonic pitch, allow them to set up the major key, then have him or her sing a chromatic scale up and down. Grade on accuracy and intonation.

5. Read a melody at sight (20 points)
   Give the student approximately one minute to look over the melody. Have the student count himself/herself in and continue to clap or conduct the beat while performing. Award 5 points for accuracy of rhythm, 5 for accuracy of pitch, 5 for accuracy of syllables, and 5 for musicality.

6. Arpeggiate and improvise over a lead sheet (20 points)
   Have the student first interpret the chord symbols. Next, play the chords or (for stonger students) the bass line while the student arpeggiates through the progression (10 points). Repeat with the student improvising over the progression or bass line (10 points).

7. Read the letter names of a tenor clef pitch pattern (10 points)
   Set a steady, moderate tempo and count the student in. Award 1 point for each correct letter name spoken in time. Award 1 point for each correct letter name stated in time.

ete Test Bank for Developing Musicianship through Aural Skills - A Holistic Approach to Sight Singing and Ear Traini

Unit 9 Individual Exam

Version 1

1. Perform beat divisions: 2, 3, 4, 6 _____ (10)

2. Perform augmented triplets against a steady beat. _____ (10)

3. Articulate a rhythm while clapping or conducting: _____ (20)



4. Sing a chromatic scale: 1 #1 2 #2 3 4 #4 5 #5 6 #6 7 1 _____ (10)

1 7 b7 6 b6 5 b5 4 3 b3 2 b2 1

5. Read a melody at sight: _____ (20)



6. Realize a lead sheet: through Arpeggiation: _____ (10)

through Improvisation: _____ (10)



7. Read the letter names of a tenor clef pitch pattern: _____ (10)



Total Points: _____ (100)

ete Test Bank for Developing Musicianship through Aural Skills - A Holistic Approach to Sight Singing and Ear Traini

Unit 9 Individual Exam

Version 2

1. Perform beat divisions: 2, 3, 4, 6 _____ (10)

2. Perform augmented triplets against a steady beat. _____ (10)

3. Articulate a rhythm while clapping or conducting: _____ (20)



4. Sing a chromatic scale: 1 #1 2 #2 3 4 #4 5 #5 6 #6 7 1 _____ (10)

1 7 b7 6 b6 5 b5 4 3 b3 2 b2 1

5. Read a melody at sight: _____ (20)

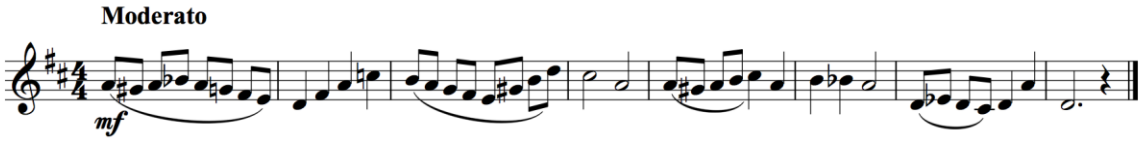

6. Realize a lead sheet: through Arpeggiation: _____ (10)

through Improvisation: _____ (10)



7. Read the letter names of a tenor clef pitch pattern: _____ (10)



Total Points: _____ (100)

ete Test Bank for Developing Musicianship through Aural Skills - A Holistic Approach to Sight Singing and Ear Traini

Unit 9 Individual Exam

Version 3

1. Perform beat divisions: 2, 3, 4, 6 _____ (10)

2. Perform augmented triplets against a steady beat. _____ (10)

3. Articulate a rhythm while clapping or conducting: _____ (20)



4. Sing a chromatic scale: 1 #1 2 #2 3 4 #4 5 #5 6 #6 7 1 _____ (10)

1 7 b7 6 b6 5 b5 4 3 b3 2 b2 1

5. Read a melody at sight: _____ (20)



6. Realize a lead sheet: through Arpeggiation: _____ (10)

through Improvisation: _____ (10)



7. Read the letter names of a tenor clef pitch pattern: _____ (10)



Total Points: _____ (100)

ete Test Bank for Developing Musicianship through Aural Skills - A Holistic Approach to Sight Singing and Ear Traini

Unit 9 Individual Exam

Version 4

1. Perform beat divisions: 2, 3, 4, 6 _____ (10)

2. Perform augmented triplets against a steady beat. _____ (10)

3. Articulate a rhythm while clapping or conducting: _____ (20)

Martially

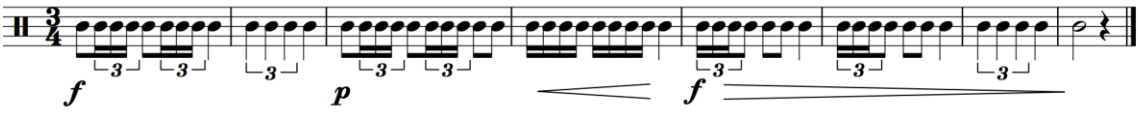

4. Sing a chromatic scale: 1 #1 2 #2 3 4 #4 5 #5 6 #6 7 1 _____ (10)

1 7 b7 6 b6 5 b5 4 3 b3 2 b2 1

5. Read a melody at sight: _____ (20)

Cantabile



6. Realize a lead sheet: through Arpeggiation: _____ (10)

through Improvisation: _____ (10)



7. Read the letter names of a tenor clef pitch pattern: _____ (10)



Total Points: _____ (100)

ete Test Bank for Developing Musicianship through Aural Skills - A Holistic Approach to Sight Singing and Ear Traini

Unit 9 Listening Exam Answer Sheet

I. Identification of Voiced Chords

Indicate the quality and inversion of each chord you hear.

1. _____ 2. _____ 3. _____ 4. _____ 5. _____

6. _____ 7. _____ 8. _____ 9. _____ 10. _____

II. Harmonic Dictation

Notate the soprano line, bass line, and provide either harmonic function or a correct Roman numeral (with inversional symbol) for each chord in the progression.

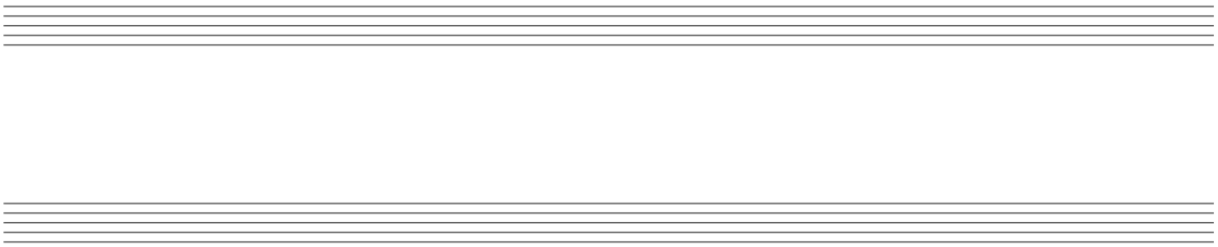

III. Rhythm Dictation

Notate the rhythm that you hear on the staff below.



IV. Melodic Dictation

Notate the melody that you hear on the staves below.

ete Test Bank for Developing Musicianship through Aural Skills - A Holistic Approach to Sight Singing and Ear Traini





V. Two-Voice Melodic Dictation

Notate the melodies you hear on the staves below.





ete Test Bank for Developing Musicianship through Aural Skills - A Holistic Approach to Sight Singing and Ear Traini

Unit 10 Individual Exam Instructions

1. Divide a Beat into 2, 3, 4, 5, and 6 Even Parts (10 points)
   Set up a steady beat and call out numbers. Have the student change beat divisions based on the numbers you call out. Grade on accuracy and immediacy of transition between the divisions.

2. Perform a Rhythm (20 points)
   Give the student a minute to look over the rhythm. Grade on accuracy (10 points) and musicality (10 points).

3. Sing an Altered Predominant Setup (10 points)
   Give the student a starting pitch the name of a chord (Neapolitan or augmented sixth). Have the student sing the setup to establish the key. Grade on correctness of the setup pattern (4 points), correctness of the resolution (4 points), and intonation (2 points).

4. Sing a Chromatic Scale (10 points)
   Give the student a tonic pitch, allow them to set up the major key, then have him or her sing a chromatic scale up and down. Grade on accuracy and intonation.

5. Read a melody at sight (20 points)
   Give the student approximately one minute to look over the melody. Have the student count himself/herself in and continue to clap or conduct the beat while performing. Award 5 points for accuracy of rhythm, 5 for accuracy of pitch, 5 for accuracy of syllables, and 5 for musicality.

6. Arpeggiate and improvise over a lead sheet (20 points)
   Have the student first interpret the chord symbols. Next, play the chords or (for stronger students) the bass line while the student arpeggiates through the progression (10 points). Repeat with the student improvising over the progression or bass line (10 points).

7. Read the letter names of a tenor clef pitch pattern (10 points)
   Set a steady, moderate tempo and count the student in. Award 1 point for each correct letter name spoken in time. Award 1 point for each correct letter name stated in time.

ete Test Bank for Developing Musicianship through Aural Skills - A Holistic Approach to Sight Singing and Ear Traini

Unit 10 Individual Exam

Version 1

1. Perform beat divisions: 2, 3, 4, 5, 6 _____ (10)

2. Articulate a rhythm while clapping or conducting: _____ (20)

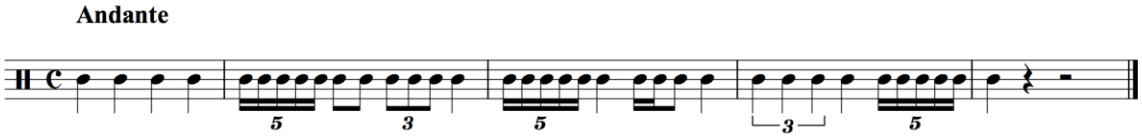

3. Sing an altered predominant setup: N It Fr Gr _____ (10)

4. Sing a chromatic scale: 1 #1 2 3 #3 4 #4 5 #5 6 #6 #7 1 _____ (10)

   1 #7 b7 6 b6 5 b5 4 b4 3 2 b2 1

5. Read a melody at sight: _____ (20)



6. Realize a lead sheet: through Arpeggiation: _____ (10)

   through Improvisation: _____ (10)



7. Read the letter names of a tenor clef pitch pattern: _____ (10)



Total Points: _____ (100)

ete Test Bank for Developing Musicianship through Aural Skills - A Holistic Approach to Sight Singing and Ear Traini

Unit 10 Individual Exam

Version 2

1. Perform beat divisions: 2, 3, 4, 5, 6 _____ (10)

2. Articulate a rhythm while clapping or conducting: _____ (20)

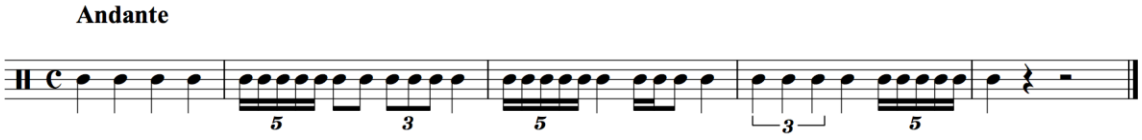

3. Sing an altered predominant setup: N It Fr Gr _____ (10)

4. Sing a chromatic scale: 1 #1 2 3 #3 4 #4 5 #5 6 #6 #7 1 _____ (10)

   1 #7 b7 6 b6 5 b5 4 b4 3 2 b2 1

5. Read a melody at sight: _____ (20)



6. Realize a lead sheet: through Arpeggiation: _____ (10)

   through Improvisation: _____ (10)



7. Read the letter names of a tenor clef pitch pattern: _____ (10)



Total Points: _____ (100)

ete Test Bank for Developing Musicianship through Aural Skills - A Holistic Approach to Sight Singing and Ear Traini

Unit 10 Individual Exam

Version 3

1. Perform beat divisions: 2, 3, 4, 5, 6 _____ (10)

2. Articulate a rhythm while clapping or conducting: _____ (20)

Andante



3. Sing an altered predominant setup: N It Fr Gr _____ (10)

4. Sing a chromatic scale: 1 #1 2 3 #3 4 #4 5 #5 6 #6 #7 1 _____ (10)

1 #7 b7 6 b6 5 b5 4 b4 3 2 b2 1

5. Read a melody at sight: _____ (20)

Andantino



6. Realize a lead sheet: through Arpeggiation: _____ (10)

through Improvisation: _____ (10)



7. Read the letter names of a tenor clef pitch pattern: _____ (10)



Total Points: _____ **(100)**

ete Test Bank for Developing Musicianship through Aural Skills - A Holistic Approach to Sight Singing and Ear Traini

Unit 10 Individual Exam

Version 4

1. Perform beat divisions: 2, 3, 4, 5, 6 _____ (10)

2. Articulate a rhythm while clapping or conducting: _____ (20)

Andante



3. Sing an altered predominant setup: N It Fr Gr _____ (10)

4. Sing a chromatic scale: 1 #1 2 3 #3 4 #4 5 #5 6 #6 #7 1 _____ (10)

1 #7 b7 6 b6 5 b5 4 b4 3 2 b2 1

5. Read a melody at sight: _____ (20)

Andantino



6. Realize a lead sheet: through Arpeggiation: _____ (10)

through Improvisation: _____ (10)



7. Read the letter names of a tenor clef pitch pattern: _____ (10)



Total Points: _____ (100)

ete Test Bank for Developing Musicianship through Aural Skills - A Holistic Approach to Sight Singing and Ear Traini

Unit 10 Listening Exam Answer Sheet

I. Identification of Voiced Chords

Indicate the quality and inversion of each chord you hear.

1. _____ 2. _____ 3. _____ 4. _____ 5. _____

6. _____ 7. _____ 8. _____ 9. _____ 10. _____

II. Harmonic Dictation

Notate the soprano line, bass line, and provide either harmonic function or a correct Roman numeral (with inversional symbol) for each chord in the progression.

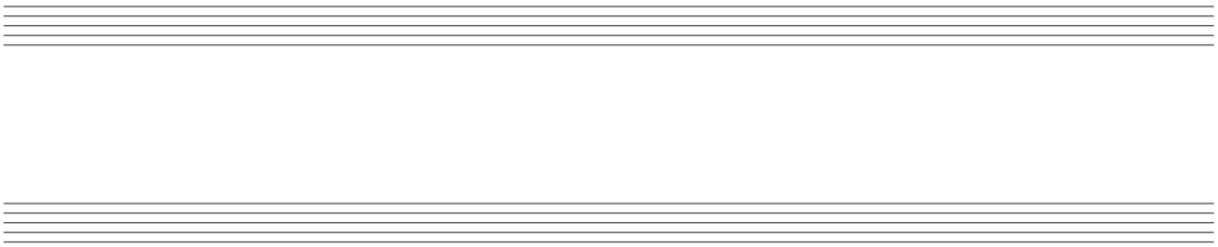

III. Rhythm Dictation

Notate the rhythm that you hear on the staff below.



IV. Melodic Dictation

Notate the melody that you hear on the staves below.

ete Test Bank for Developing Musicianship through Aural Skills - A Holistic Approach to Sight Singing and Ear Traini





V. Two-Voice Melodic Dictation

Notate the melodies you hear on the staves below.





ete Test Bank for Developing Musicianship through Aural Skills - A Holistic Approach to Sight Singing and Ear Traini

Unit 11 Individual Exam Instructions

1. Divide a Beat into 2, 3, 4, 5, 6, and 7 Even Parts (10 points)
   Set up a steady beat and call out numbers. Have the student change beat divisions based on the numbers you call out. Grade on accuracy and immediacy of transition between the divisions.

2. Perform a Rhythm (20 points)
   Give the student a minute to look over the rhythm. Grade on accuracy (10 points) and musicality (10 points).

3. Sing an Altered Predominant Setup (10 points)
   Give the student a starting pitch the name of a chord (Neapolitan or augmented sixth) in a closely related key to the melody. Have the student sing the setup to establish the key. Grade on correctness of the setup pattern (4 points), correctness of the resolution (4 points), and intonation (2 points).

4. Modulate to the Key of the Melody (10 points)
   Have the student find his or her way to the correct key by improvising a modulation.

5. Read a melody at sight (20 points)
   Give the student approximately one minute to look over the melody. Have the student count himself/herself in and continue to clap or conduct the beat while performing. Award 5 points for accuracy of rhythm, 5 for accuracy of pitch, 5 for accuracy of syllables, and 5 for musicality.

6. Arpeggiate and improvise over a Nashville number chart (20 points)
   Have the student first interpret the chord symbols. Next, play the chords or (for stronger students) the bass line while the student arpeggiates through the progression (15 points). Repeat with the student improvising over the progression or bass line (15 points).

ete Test Bank for Developing Musicianship through Aural Skills - A Holistic Approach to Sight Singing and Ear Traini

Unit 11 Individual Exam

Version 1

1. Perform beat divisions: 2, 3, 4, 5, 6, 7 _____ (10)

2. Articulate a rhythm while clapping or conducting: _____ (20)



3. Sing an altered predominant setup: N It Fr Gr _____ (10)

4. Modulate to the key of the melody. _____ (10)

4. Read a melody at sight: _____ (20)



6. Realize a Nashville number chart: through Arpeggiation: _____ (15)

through Improvisation: _____ (15)



Total Points: _____ (100)

ete Test Bank for Developing Musicianship through Aural Skills - A Holistic Approach to Sight Singing and Ear Traini

Unit 11 Individual Exam

Version 2

1. Perform beat divisions: 2, 3, 4, 5, 6, 7 _____ (10)

2. Articulate a rhythm while clapping or conducting: _____ (20)

Allegro



3. Sing an altered predominant setup: N It Fr Gr _____ (10)

4. Modulate to the key of the melody. _____ (10)

4. Read a melody at sight: _____ (20)

Moderato



6. Realize a Nashville number chart: through Arpeggiation: _____ (15)

through Improvisation: _____ (15)



Total Points: _____ (100)

ete Test Bank for Developing Musicianship through Aural Skills - A Holistic Approach to Sight Singing and Ear Traini

Unit 11 Individual Exam

Version 3

1. Perform beat divisions: 2, 3, 4, 5, 6, 7 _____ (10)

2. Articulate a rhythm while clapping or conducting: _____ (20)

Allegro



3. Sing an altered predominant setup: N It Fr Gr _____ (10)

4. Modulate to the key of the melody. _____ (10)

4. Read a melody at sight: _____ (20)

Andante



6. Realize a Nashville number chart: through Arpeggiation: _____ (15)

through Improvisation: _____ (15)



Total Points: _____ **(100)**

ete Test Bank for Developing Musicianship through Aural Skills - A Holistic Approach to Sight Singing and Ear Traini

Unit 11 Individual Exam

Version 4

1. Perform beat divisions: 2, 3, 4, 5, 6, 7 _____ (10)

2. Articulate a rhythm while clapping or conducting: _____ (20)

Allegro



3. Sing an altered predominant setup: N It Fr Gr _____ (10)

4. Modulate to the key of the melody. _____ (10)

4. Read a melody at sight: _____ (20)

Andante



6. Realize a Nashville number chart: through Arpeggiation: _____ (15)

through Improvisation: _____ (15)



Total Points: _____ (100)

ete Test Bank for Developing Musicianship through Aural Skills - A Holistic Approach to Sight Singing and Ear Traini

Unit 11 Listening Exam Answer Sheet

I. Identification of Voiced Chords

Indicate the quality and inversion of each chord you hear.

1. _____ 2. _____ 3. _____ 4. _____ 5. _____

6. _____ 7. _____ 8. _____ 9. _____ 10. _____

II. Harmonic Dictation

Notate the soprano line, bass line, and provide either harmonic function or a correct Roman numeral (with inversional symbol) for each chord in the progression.

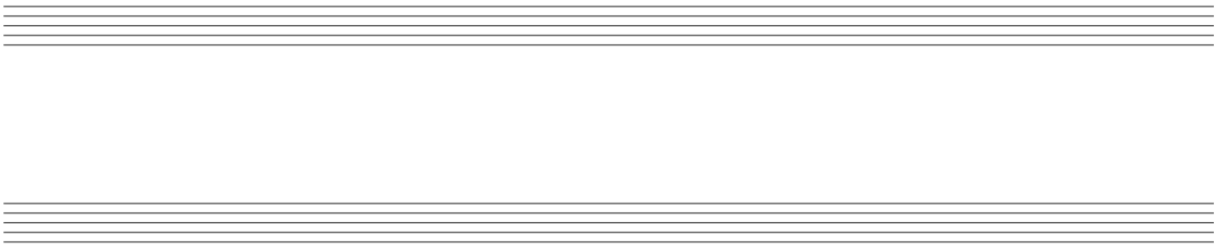

III. Rhythm Dictation

Notate the rhythm that you hear on the staff below.



IV. Melodic Dictation

Notate the melody that you hear on the staves below.

ete Test Bank for Developing Musicianship through Aural Skills - A Holistic Approach to Sight Singing and Ear Traini





V. Two-Voice Melodic Dictation

Notate the melodies you hear on the staves below.





ete Test Bank for Developing Musicianship through Aural Skills - A Holistic Approach to Sight Singing and Ear Traini

Unit 12 Individual Exam Instructions

1. Perform a Rhythm (20 points)
   Give the student a minute to look over the rhythm. Grade on accuracy (10 points) and musicality (10 points).

2. Sing an Altered Predominant Setup (10 points)
   Give the student a starting pitch the name of a chord (Neapolitan or augmented sixth) in a closely related key to the melody. Have the student sing the setup to establish the key. Grade on correctness of the setup pattern (4 points), correctness of the resolution (4 points), and intonation (2 points).

3. Modulate to the Key of the Melody (10 points)
   Have the student find his or her way to the correct key by improvising a modulation.

5. Read a melody at sight (30 points)
   Give the student approximately one minute to look over the melody. Have the student count himself/herself in and continue to clap or conduct the beat while performing. Award 5 points for accuracy of rhythm, 5 for accuracy of pitch, 5 for accuracy of syllables, and 5 for musicality.

6. Arpeggiate and improvise over a lead sheet (30 points)
   Have the student first interpret the chord symbols. Next, play the chords or (for stronger students) the bass line while the student arpeggiates through the progression (15 points). Repeat with the student improvising over the progression or bass line (15 points).

ete Test Bank for Developing Musicianship through Aural Skills - A Holistic Approach to Sight Singing and Ear Traini

Unit 12 Individual Exam

Version 1

1. Articulate a rhythm while clapping or conducting: _____ (20)



2. Sing an altered predominant setup: N It Fr Gr _____ (10)

3. Modulate to the key of the melody. _____ (10)

4. Read a melody at sight: _____ (30)



5. Realize a lead sheet: through Arpeggiation: _____ (15)

through Improvisation: _____ (15)



Total Points: _____ (100)

ete Test Bank for Developing Musicianship through Aural Skills - A Holistic Approach to Sight Singing and Ear Traini

Unit 12 Individual Exam

Version 2

1. Articulate a rhythm while clapping or conducting: _____ (20)



2. Sing an altered predominant setup: N It Fr Gr _____ (10)

3. Modulate to the key of the melody. _____ (10)

4. Read a melody at sight: _____ (30)



5. Realize a lead sheet: through Arpeggiation: _____ (15)

through Improvisation: _____ (15)



Total Points: _____ (100)

ete Test Bank for Developing Musicianship through Aural Skills - A Holistic Approach to Sight Singing and Ear Traini

Unit 12 Individual Exam

Version 3

1. Articulate a rhythm while clapping or conducting: _____ (20)



2. Sing an altered predominant setup: N It Fr Gr _____ (10)

3. Modulate to the key of the melody. _____ (10)

4. Read a melody at sight: _____ (30)



5. Realize a lead sheet: through Arpeggiation: _____ (15)

through Improvisation: _____ (15)



Total Points: _____ (100)

ete Test Bank for Developing Musicianship through Aural Skills - A Holistic Approach to Sight Singing and Ear Traini

Unit 12 Individual Exam

Version 4

1. Articulate a rhythm while clapping or conducting: _____ (20)



2. Sing an altered predominant setup: N It Fr Gr _____ (10)

3. Modulate to the key of the melody. _____ (10)

4. Read a melody at sight: _____ (30)



5. Realize a lead sheet: through Arpeggiation: _____ (15)

through Improvisation: _____ (15)



Total Points: _____ (100)

ete Test Bank for Developing Musicianship through Aural Skills - A Holistic Approach to Sight Singing and Ear Traini

Unit 12 Listening Exam Answer Sheet

I. Harmonic Dictation

Notate the soprano line, bass line, and provide either harmonic function or a correct Roman numeral (with inversional symbol) for each chord in the progression.





II. Rhythm Dictation

Notate the rhythm that you hear on the staff below.





III. Melodic Dictation

Notate the melody that you hear on the staves below.

ete Test Bank for Developing Musicianship through Aural Skills - A Holistic Approach to Sight Singing and Ear Traini





V. Two-Voice Melodic Dictation

Notate the melodies you hear on the staves below.





ete Test Bank for Developing Musicianship through Aural Skills - A Holistic Approach to Sight Singing and Ear Traini